

Office of Independent Education and Parental Choice | Phone: (850) 245-0502 | www.floridaschoolchoice.org | Toll-free Hotline: (800) 447-1636

Florida's Private Schools

ANNUAL REPORT 2012-2013

Office of Independent Education and Parental Choice
Florida Department of Education

June 2013

Improve K-12 Educational Choice Options

Florida's Private Schools

A private school is defined in Section 1002.01(2), Florida Statutes, as “an individual, association, copartnership, or corporation or department, division, or section of such organizations, that designates itself as an educational center that includes kindergarten or a higher grade” and is below the college level. Private elementary and secondary schools in Florida are not licensed, approved, accredited, or regulated by the Florida Department of Education. Private schools are required by statute to complete an annual online survey to gather information for inclusion in a statewide Directory of Private Schools.

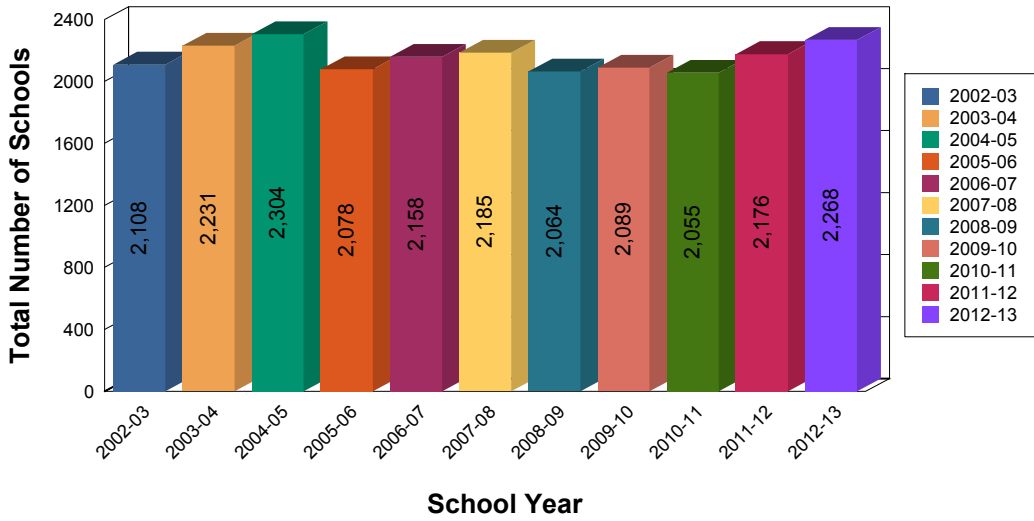
The Directory of Private Schools is maintained by the Department of Education as a service to the public, to governmental agencies, and to other parties that are interested in obtaining information about Florida private schools. The Department’s intent in maintaining the directory is not to regulate, control, approve, or accredit private schools. As such, the accuracy of data submitted pursuant to the annual online survey and inclusion of a school’s information in the directory is not verified by the Department and does not imply approval or accreditation. The directory may be accessed online at: <http://www.floridaschoolchoice.org/Information/PrivateSchoolDirectory/>.

Highlights of the 2012-2013 Annual Report

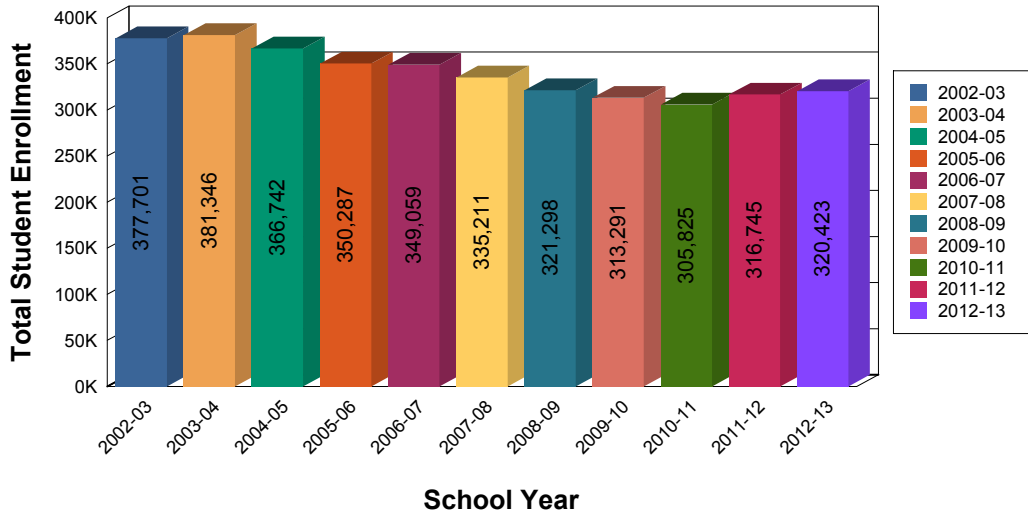
The 2012-2013 annual report contains information on students and staff for Florida private schools that completed the online annual survey from August 31, 2012 to May 1, 2013. Enrollment data for Florida public school students are based on the 2012-13 Survey 2 (October Survey) Data. The following points are noted from the statistics of this report:

- Of the 3,012,585 statewide total PK-12 student enrollment in 2012-2013, 2,692,162 (89.4%) were public school students, and 320,423 (10.6%) were private school students.
- Compared with the 2011-2012 school year, the total number of private schools in 2012-2013 increased by 92 schools (4.2%) and the total PK-12 enrollment rose by 3,678 students (1.2%).
- Of the 320,423 students enrolled in Florida private schools in 2012-2013, 14.6% were enrolled in prekindergarten, 7.6% in kindergarten, 32.3% in grades 1-5, 20.2% in grades 6-8, and 25.3% were enrolled in grades 9-12.
- Seventeen (17) school districts had 10% or more of their total PK-12 students enrolled in private schools in 2012-2013.
- Eighty-one percent (81%) of personnel employed in private schools were classroom teachers and 19% were school administrators in 2012-2013.

Number of Private Schools 2002-2013

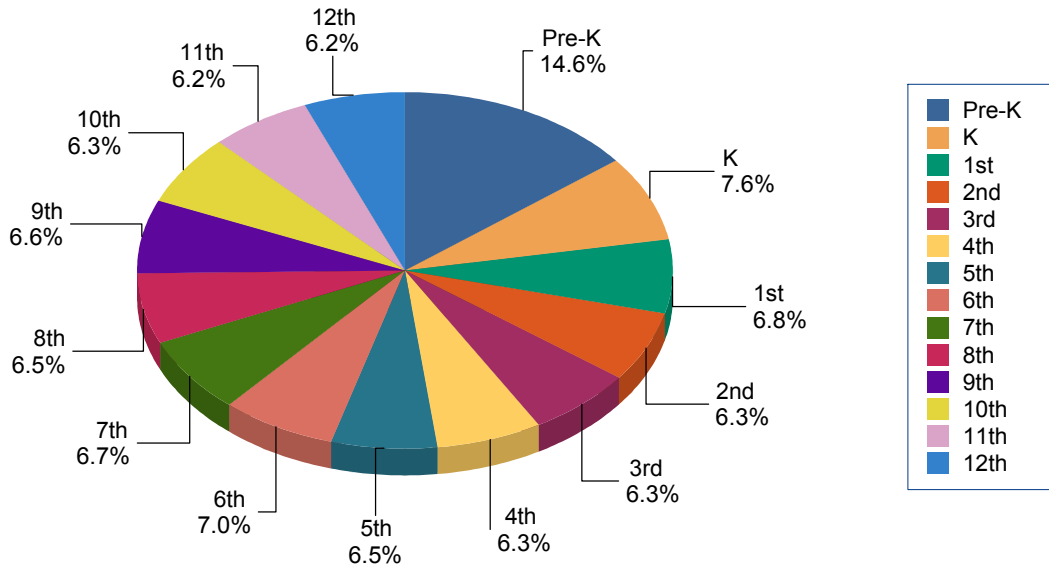


Private School Student Enrollment 2002-2013



<u>School Year</u>	<u>Enrollment</u>	<u>Schools</u>
2012-13	320,423	2,268
2011-12	316,745	2,176
2010-11	305,825	2,055
2009-10	313,291	2,089
2008-09	321,298	2,064
2007-08	335,211	2,185
2006-07	349,059	2,158
2005-06	350,287	2,078
2004-05	366,742	2,304
2003-04	381,346	2,231
2002-03	377,701	2,108

Private School Student Enrollment by Grade 2012-2013



<u>GRADE LEVEL</u>	<u>STUDENTS</u>	<u>PERCENTAGE OF TOTAL ENROLLMENT</u>
Pre-K	46,626	14.6%
K	24,453	7.6%
1st	21,873	6.8%
2nd	20,311	6.3%
3rd	20,276	6.3%
4th	20,292	6.3%
5th	20,752	6.5%
6th	22,464	7.0%
7th	21,494	6.7%
8th	20,912	6.5%
9th	21,202	6.6%
10th	20,324	6.3%
11th	19,714	6.2%
12th	19,730	6.2%
Total:	320,423	100.0%

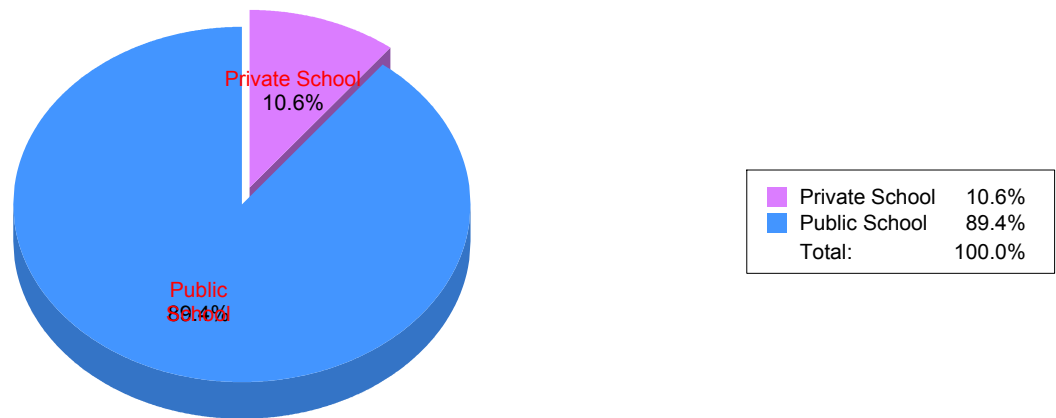
**PRIVATE SCHOOL STUDENT ENROLLMENT BY GRADE LEVEL
2012-2013**

District	PK	K	1	2	3	4	5	6	7	8	9	10	11	12	Total
ALACHUA	558	320	324	253	275	258	259	235	230	233	223	205	193	175	3,741
BAKER	0	0	3	4	4	9	6	5	4	7	8	9	0	1	60
BAY	112	74	60	69	60	69	78	71	83	63	42	35	31	18	865
BRADFORD	43	65	56	50	76	55	59	58	54	43	35	34	22	10	660
BREVARD	1,268	656	573	603	573	584	603	578	664	650	498	499	468	453	8,670
BROWARD	5,041	2,386	2,086	1,957	1,936	1,987	2,060	2,318	2,298	2,283	3,326	3,262	3,369	3,237	37,546
CHARLOTTE	135	108	86	85	90	85	74	103	97	53	44	32	21	23	1,036
CITRUS	144	82	60	57	65	58	67	71	79	69	38	37	22	34	883
CLAY	327	167	162	163	151	184	193	230	245	235	220	175	166	148	2,766
COLLIER	820	291	261	259	253	247	278	217	236	223	171	172	180	175	3,783
COLUMBIA	8	33	32	45	38	41	46	59	73	59	44	48	35	32	593
DADE	12,221	5,313	4,488	3,880	3,635	3,539	3,253	3,600	3,519	3,485	4,574	4,495	4,348	4,604	64,954
DESOTO	0	2	3	3	5	4	9	2	4	1	1	5	1	0	40
DIXIE	0	2	2	5	5	10	8	10	6	9	10	9	6	9	91
DUVAL	2,474	1,706	1,565	1,506	1,592	1,599	1,591	1,911	1,925	1,885	1,790	1,800	1,725	1,699	24,768
ESCAMBIA	731	644	611	449	500	437	421	407	380	375	369	371	403	451	6,549
FLAGLER	219	92	65	54	43	25	27	35	30	15	0	0	0	0	605
FRANKLIN	19	4	4	3	5	5	3	4	6	7	5	2	3	2	72
GADSDEN	64	40	40	44	42	41	55	33	47	44	39	43	27	37	596
GILCHRIST	1	15	17	22	19	13	8	17	18	15	17	12	3	7	184
GLADES	3	12	7	5	8	7	3	7	4	7	4	5	0	5	77
GULF	24	6	11	5	4	4	2	0	0	4	5	0	1	0	66
HAMILTON	0	14	10	13	12	10	15	15	19	20	25	19	15	18	205
HARDEE	0	11	6	4	4	7	7	10	6	9	1	7	5	2	79
HENDRY	39	23	19	22	24	17	17	28	14	17	11	6	7	0	244
HERNANDO	160	143	138	118	139	118	116	115	117	117	58	42	34	51	1,466
HIGHLANDS	159	87	83	55	55	51	47	36	41	31	24	25	17	15	726
HILLSBOROUGH	3,131	1,563	1,368	1,286	1,313	1,331	1,346	1,393	1,357	1,329	1,023	972	948	806	19,166
HOLMES	0	0	0	0	0	0	0	0	2	8	21	25	9	3	68
INDIAN RIVER	81	120	98	79	101	88	116	119	128	114	80	85	76	63	1,348
JACKSON	51	23	18	24	25	17	16	15	8	10	6	3	0	1	217
JEFFERSON	8	25	23	27	16	34	28	28	26	32	24	26	20	29	346
LAFAYETTE	27	10	10	16	13	17	10	6	4	7	4	6	9	4	143
LAKE	555	266	259	223	213	210	216	232	240	211	178	154	150	148	3,255
LEE	1,478	408	378	372	374	404	422	438	474	473	399	380	353	356	6,709
LEON	486	368	315	317	317	360	344	365	294	318	235	236	248	215	4,418
LEVY	5	24	25	20	23	34	20	22	23	13	10	11	2	8	240
MADISON	20	20	19	16	21	21	16	23	20	20	3	1	2	2	204
MANATEE	337	186	184	187	193	192	231	233	248	251	249	241	323	312	3,367
MARION	359	368	332	325	334	281	290	310	330	302	263	232	227	211	4,164
MARTIN	270	129	141	145	152	130	761	750	139	144	402	69	70	143	3,445
MONROE	57	44	36	36	32	36	39	27	25	28	9	14	5	12	400
NASSAU	200	81	70	63	52	52	47	50	36	41	96	74	53	17	932
OKALOOSA	270	165	175	132	153	124	163	145	144	132	97	85	82	96	1,963
OKEECHOBEE	158	44	43	36	23	27	29	24	33	9	11	7	9	7	460
ORANGE	2,648	2,037	1,805	1,665	1,671	1,697	1,632	1,860	1,840	1,780	1,671	1,526	1,477	1,460	24,769
OSCEOLA	853	370	363	328	363	312	324	334	293	293	186	193	149	133	4,494
PALM BEACH	2,489	1,460	1,375	1,277	1,318	1,409	1,453	1,633	1,586	1,541	1,532	1,443	1,394	1,630	21,540
PASCO	519	298	245	215	195	210	207	229	235	202	172	172	163	159	3,221
PINELLAS	1,934	1,232	1,139	1,216	1,190	1,219	1,178	1,337	1,379	1,326	1,006	1,037	1,026	976	17,195
POLK	884	553	471	477	518	571	522	613	583	511	387	383	326	309	7,108
PUTNAM	67	46	44	52	51	34	44	43	30	31	34	38	12	20	546
SANTA ROSA	241	79	77	80	67	71	71	59	61	54	55	43	29	46	1,033
SARASOTA	512	261	310	248	291	335	343	323	319	378	315	329	309	332	4,605
SEMINOLE	1,303	672	645	669	596	638	658	709	599	574	326	375	362	318	8,444
ST. JOHNS	683	263	211	204	231	203	208	191	160	143	90	94	108	98	2,887
ST. LUCIE	707	320	286	275	244	222	207	216	191	212	362	388	367	349	4,346
SUMTER	26	5	8	8	4	6	4	4	2	5	1	0	4	2	79
SUWANNEE	30	31	27	28	43	42	43	34	35	31	35	32	40	21	472
TAYLOR	10	20	22	24	22	17	18	10	20	7	13	0	0	0	183
UNION	0	0	3	2	2	0	4	3	2	1	1	1	0	2	21
VOLUSIA	1,485	615	519	450	451	440	393	460	388	393	286	277	239	224	6,620
WAKULLA	50	9	10	16	19	5	9	16	6	11	15	8	5	2	181
WALTON	33	15	13	15	16	24	25	20	20	8	11	11	9	4	224
WASHINGTON	89	27	34	25	16	15	10	15	15	10	12	4	7	6	285
TOTAL:	46,626	24,453	21,873	20,311	20,276	20,292	20,752	22,464	21,494	20,912	21,202	20,324	19,714	19,730	320,423

**NUMBER OF PRIVATE SCHOOLS BY DISTRICT
2012-2013**

<u>DISTRICT ID</u>	<u>DISTRICT NAME</u>	<u>SCHOOLS</u>
1	ALACHUA	24
2	BAKER	2
3	BAY	12
4	BRADFORD	6
5	BREVARD	83
6	BROWARD	190
8	CHARLOTTE	10
9	CITRUS	8
10	CLAY	31
11	COLLIER	27
12	COLUMBIA	11
13	DADE	485
14	DESOTO	3
15	DIXIE	2
16	DUVAL	162
17	ESCAMBIA	33
18	FLAGLER	6
19	FRANKLIN	1
20	GADSDEN	4
21	GILCHRIST	3
22	GLADES	2
23	GULF	3
24	HAMILTON	5
25	HARDEE	2
26	HENDRY	5
27	HERNANDO	16
28	HIGHLANDS	14
29	HILLSBOROUGH	119
30	HOLMES	1
31	INDIAN RIVER	12
32	JACKSON	4
33	JEFFERSON	4
34	LAFAYETTE	1
35	LAKE	36
36	LEE	48
37	LEON	33
38	LEVY	4
40	MADISON	3
41	MANATEE	24
42	MARION	35
43	MARTIN	11
44	MONROE	2
45	NASSAU	8
46	OKALOOSA	13
47	OKEECHOBEE	6
48	ORANGE	156
49	OSCEOLA	34
50	PALM BEACH	104
51	PASCO	31
52	PINELLAS	110
53	POLK	57
54	PUTNAM	7
57	SANTA ROSA	12
58	SARASOTA	47
59	SEMINOLE	64
55	ST. JOHNS	19
56	ST. LUCIE	28
60	SUMTER	3
61	SUWANNEE	4
62	TAYLOR	4
63	UNION	2
64	VOLUSIA	58
65	WAKULLA	3
66	WALTON	7
67	WASHINGTON	3
Total:	65	2,267

Comparison of Total PK-12 Public and PK-12 Private School Enrollment 2012-2013



	<u>PK-12 STUDENT ENROLLMENT</u>	<u>PERCENTAGE</u>
Private School	320,423	10.6%
Public School	2,692,162	89.4%
Total PK-12 Enrollment	3,012,585	100.0%

Districts with 10% or More of Total PK-12 Students Enrolled in Private Schools

<u>DISTRICT</u>	<u>PUBLIC SCHOOL</u>		<u>PRIVATE SCHOOL</u>		<u>TOTAL PK-12</u>
	<u>ENROLLMENT</u>	<u>PERCENTAGE</u>	<u>ENROLLMENT</u>	<u>PERCENTAGE</u>	
JEFFERSON	1,040	75.0%	346	25.0%	1,386
BRADFORD	3,275	83.2%	660	16.8%	3,935
DUVAL	125,686	83.5%	24,768	16.5%	150,454
MARTIN	18,687	84.4%	3,445	15.6%	22,132
DADE	354,262	84.5%	64,954	15.5%	419,216
PINELLAS	103,590	85.8%	17,195	14.2%	120,785
ESCAMBIA	40,670	86.1%	6,549	13.9%	47,219
BROWARD	260,226	87.4%	37,546	12.6%	297,772
ORANGE	183,066	88.1%	24,769	11.9%	207,835
ALACHUA	27,826	88.2%	3,741	11.9%	31,567
LEON	33,432	88.3%	4,418	11.7%	37,850
SEMINOLE	64,463	88.4%	8,444	11.6%	72,907
HAMILTON	1,659	89.0%	205	11.0%	1,864
BREVARD	71,228	89.2%	8,670	10.9%	79,898
PALM BEACH	179,514	89.3%	21,540	10.7%	201,054
LAFAYETTE	1,193	89.3%	143	10.7%	1,336
SARASOTA	41,096	89.9%	4,605	10.1%	45,701

**PK-12 STUDENT ENROLLMENT IN PUBLIC AND PRIVATE SCHOOLS
2012-2013**

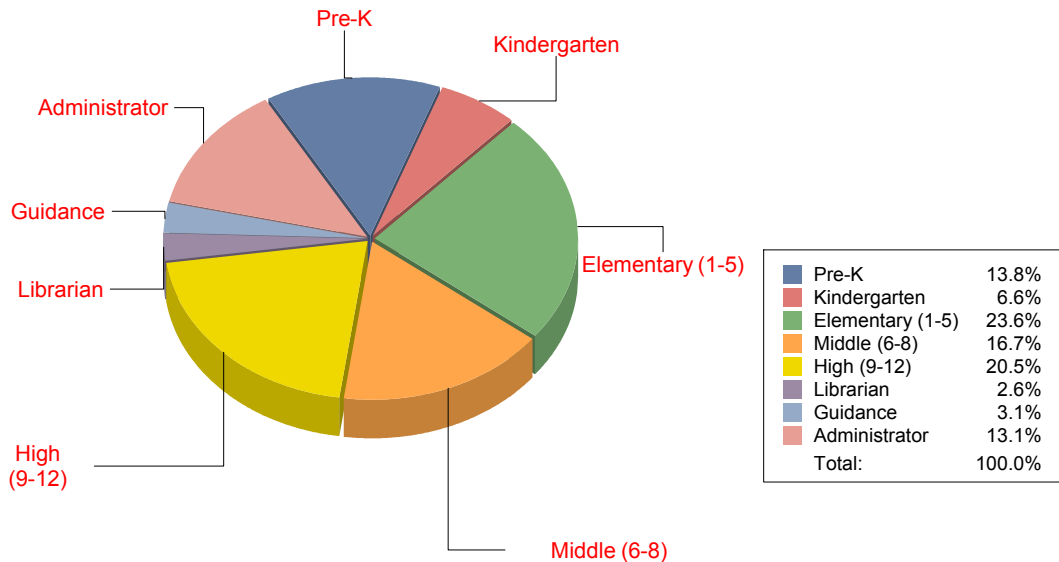
DISTRICT	Public School Enrollment	Public School % of Total PK-12	Private School Enrollment	Private School % of Total PK-12	Total PK-12
ALACHUA	27,826	88.15%	3,741	11.85%	31,567
BAKER	4,982	98.81%	60	1.19%	5,042
BAY	26,634	96.85%	865	3.15%	27,499
BRADFORD	3,275	83.23%	660	16.77%	3,935
BREVARD	71,228	89.15%	8,670	10.85%	79,898
BROWARD	260,226	87.39%	37,546	12.61%	297,772
CALHOUN	2,264	100.00%	0	0.00%	2,264
CHARLOTTE	16,355	94.04%	1,036	5.96%	17,391
CITRUS	15,307	94.55%	883	5.45%	16,190
CLAY	35,244	92.72%	2,766	7.28%	38,010
COLLIER	43,789	92.05%	3,783	7.95%	47,572
COLUMBIA	9,797	94.29%	593	5.71%	10,390
DADE	354,262	84.51%	64,954	15.49%	419,216
DESOTO	4,752	99.17%	40	0.83%	4,792
DIXIE	2,045	95.74%	91	4.26%	2,136
DUVAL	125,686	83.54%	24,768	16.46%	150,454
ESCAMBIA	40,670	86.13%	6,549	13.87%	47,219
FLAGLER	12,920	95.53%	605	4.47%	13,525
FRANKLIN	1,231	94.47%	72	5.53%	1,303
GADSDEN	6,077	91.07%	596	8.93%	6,673
GILCHRIST	2,571	93.32%	184	6.68%	2,755
GLADES	1,508	95.14%	77	4.86%	1,585
GULF	1,930	96.69%	66	3.31%	1,996
HAMILTON	1,659	89.00%	205	11.00%	1,864
HARDEE	5,068	98.47%	79	1.53%	5,147
HENDRY	6,831	96.55%	244	3.45%	7,075
HERNANDO	22,218	93.81%	1,466	6.19%	23,684
HIGHLANDS	12,071	94.33%	726	5.67%	12,797
HILLSBOROUGH	200,466	91.27%	19,166	8.73%	219,632
HOLMES	3,326	98.00%	68	2.00%	3,394
INDIAN RIVER	18,011	93.04%	1,348	6.96%	19,359
JACKSON	6,920	96.96%	217	3.04%	7,137
JEFFERSON	1,040	75.04%	346	24.96%	1,386
LAFAYETTE	1,193	89.30%	143	10.70%	1,336
LAKE	41,495	92.73%	3,255	7.27%	44,750
LEE	85,765	92.74%	6,709	7.26%	92,474
LEON	33,432	88.33%	4,418	11.67%	37,850
LEVY	5,660	95.93%	240	4.07%	5,900
LIBERTY	1,470	100.00%	0	0.00%	1,470
MADISON	2,647	92.84%	204	7.16%	2,851
MANATEE	46,165	93.20%	3,367	6.80%	49,532
MARION	41,990	90.98%	4,164	9.02%	46,154
MARTIN	18,687	84.43%	3,445	15.57%	22,132
MONROE	8,358	95.43%	400	4.57%	8,758
NASSAU	11,076	92.24%	932	7.76%	12,008
OKALOOSA	29,786	93.82%	1,963	6.18%	31,749
OKEECHOBEE	6,496	93.39%	460	6.61%	6,956
ORANGE	183,066	88.08%	24,769	11.92%	207,835
OSCEOLA	56,411	92.62%	4,494	7.38%	60,905
PALM BEACH	179,514	89.29%	21,540	10.71%	201,054
PASCO	67,153	95.42%	3,221	4.58%	70,374
PINELLAS	103,590	85.76%	17,195	14.24%	120,785
POLK	96,937	93.17%	7,108	6.83%	104,045
PUTNAM	11,075	95.30%	546	4.70%	11,621
ST. JOHNS	32,447	91.83%	2,887	8.17%	35,334
ST. LUCIE	39,641	90.12%	4,346	9.88%	43,987
SANTA ROSA	25,878	96.16%	1,033	3.84%	26,911
SARASOTA	41,096	89.92%	4,605	10.08%	45,701
SEMINOLE	64,463	88.42%	8,444	11.58%	72,907
SUMTER	7,990	99.02%	79	0.98%	8,069
SUWANNEE	5,995	92.70%	472	7.30%	6,467
TAYLOR	2,788	93.84%	183	6.16%	2,971
UNION	2,290	99.09%	21	0.91%	2,311
VOLUSIA	61,064	90.22%	6,620	9.78%	67,684
WAKULLA	5,017	96.52%	181	3.48%	5,198
WALTON	7,811	97.21%	224	2.79%	8,035
WASHINGTON	3,439	92.35%	285	7.65%	3,724
OTHER*	12,088	100.00%	0	0.00%	12,088
TOTAL:	2,692,162	89.36%	320,423	10.64%	3,012,585

* "OTHER" includes students enrolled in lab, deaf/blind, virtual, and Department of Juvenile Justice schools.

Private School Instructional and Administrative Personnel 2012-2013

The reported personnel data are based on the online Private School Annual Survey on eight personnel types: pre-k teacher, kindergarten teacher, elementary school teacher (1-5), middle school teacher (6-8), high school teacher (9-12), librarian and media specialist, guidance personnel, and administrator. Support personnel such as secretaries, aides, paraprofessionals, and volunteers are not included. Statistics for personnel in the named areas reflect actual numbers of such individuals but do not indicate the full range of duties they may perform. Reporting instructions requested that full-time employees who have responsibilities in more than one area be reported in the category where they spend the majority of their time.

Private School Instructional and Administrative Personnel by Type



<u>PERSONNEL TYPE</u>	<u>NUMBER</u>	<u>PERCENTAGE</u>
Pre-K	4,987	13.8%
Kindergarten	2,372	6.6%
Elementary (1-5)	8,517	23.6%
Middle (6-8)	6,029	16.7%
High (9-12)	7,426	20.5%
Librarian	942	2.6%
Guidance	1,116	3.1%
Administrator	4,749	13.1%
Total:	36,138	100.0%

**PRIVATE SCHOOL INSTRUCTIONAL AND ADMINISTRATIVE PERSONNEL
2012-2013**

District	Pre-K	KG	Elementary	Middle	High	Librarian	Guidance	Admin	Total
ALACHUA	50	32	116	70	81	11	11	50	421
BAKER	0	0	2	1	2	0	0	3	8
BAY	15	8	47	29	17	4	2	17	139
BRADFORD	5	5	19	11	10	1	3	14	68
BREVARD	131	67	229	200	227	27	53	150	1,084
BROWARD	502	212	778	598	933	98	126	457	3,704
CHARLOTTE	12	11	33	25	13	2	1	12	109
CITRUS	18	9	26	20	21	4	3	13	114
CLAY	35	18	80	67	67	7	10	41	325
COLLIER	82	32	117	78	75	10	9	53	456
COLUMBIA	2	6	17	18	15	3	5	17	83
DADE	1,395	486	1,435	858	1,332	177	278	976	6,937
DESOTO	2	2	2	2	1	0	0	3	12
DIXIE	0	0	1	1	2	0	0	1	5
DUVAL	214	160	561	414	554	75	78	382	2,438
ESCAMBIA	62	41	151	109	159	20	14	68	624
FLAGLER	22	9	16	9	0	3	2	11	72
FRANKLIN	2	1	2	1	1	0	0	0	7
GADSDEN	10	5	16	13	15	1	3	12	75
GILCHRIST	0	2	5	2	9	1	1	4	24
GLADES	0	1	2	2	2	0	0	2	9
GULF	2	1	2	2	2	0	0	1	10
HAMILTON	0	3	6	6	6	0	1	6	28
HARDEE	0	2	5	2	2	0	0	3	14
HENDRY	4	3	9	7	4	1	1	4	33
HERNANDO	18	13	51	31	29	4	3	20	169
HIGHLANDS	20	13	27	19	17	6	4	12	118
HILLSBOROUGH	354	148	517	391	358	60	58	312	2,198
HOLMES	0	0	0	1	3	0	0	1	5
INDIAN RIVER	11	11	50	44	40	4	7	32	199
JACKSON	7	3	11	6	4	1	2	5	39
JEFFERSON	1	1	7	12	5	1	1	6	34
LAFAYETTE	3	1	5	1	1	0	0	1	12
LAKE	68	24	83	67	76	8	17	59	402
LEE	170	38	163	122	139	20	21	92	765
LEON	57	39	151	114	88	11	17	80	557
LEVY	1	2	10	5	0	1	0	5	24
MADISON	4	2	13	6	7	1	1	4	38
MANATEE	29	24	115	103	144	6	11	44	476
MARION	44	33	104	72	92	17	12	60	434
MARTIN	26	12	52	47	42	11	9	30	229
MONROE	4	3	10	7	8	1	1	3	37
NASSAU	15	8	19	11	11	4	3	9	80
OKALOOSA	39	27	63	41	15	10	6	21	222
OKEECHOBEE	25	6	13	11	6	2	1	8	72
ORANGE	294	220	949	652	781	66	92	356	3,410
OSCEOLA	73	30	104	54	56	8	13	52	390
PALM BEACH	252	128	566	466	620	87	72	346	2,537
PASCO	54	33	89	69	82	12	12	50	401
PINELLAS	210	149	612	450	549	40	47	257	2,314
POLK	83	51	202	149	149	23	19	106	782
PUTNAM	6	3	18	7	12	2	1	10	59
SANTA ROSA	25	7	17	9	8	3	0	14	83
SARASOTA	47	35	156	112	139	17	20	79	605
SEMINOLE	167	64	243	156	142	28	25	160	985
ST. JOHNS	66	19	71	37	39	9	8	36	285
ST. LUCIE	58	32	112	60	76	11	13	56	418
SUMTER	3	2	3	1	1	0	0	3	13
SUWANNEE	4	3	15	9	11	0	0	5	47
TAYLOR	0	3	6	9	2	0	0	4	24
UNION	0	0	1	1	1	0	0	2	5
VOLUSIA	165	62	185	117	109	23	15	97	773
WAKULLA	4	2	5	4	2	0	0	3	20
WALTON	4	3	11	6	7	0	3	7	41
WASHINGTON	11	2	11	5	5	0	1	2	37
TOTAL:	4,987	2,372	8,517	6,029	7,426	942	1,116	4,749	36,138