



Florida Department of Education



Office of Independent Education & Parental Choice

325 West Gaines Street • Suite 522 • Tallahassee, FL • 32399-0400 • 850/245-0502 • www.floridaschoolchoice.org

Florida's Private Schools

ANNUAL REPORT 2011-2012

Office of Independent Education and Parental Choice
Florida Department of Education

June 2012

Improving K-12 Educational Choice Options

Florida's Private Schools

A private school is defined in Section 1002.01(2), Florida Statutes, as “an individual, association, copartnership, or corporation or department, division, or section of such organizations, that designates itself as an educational center that includes kindergarten or a higher grade” and is below the college level. Private elementary and secondary schools in Florida are not licensed, approved, accredited, or regulated by the Florida Department of Education. Private schools are required by statute to complete an annual online survey to gather information for inclusion in a statewide Directory of Private Schools.

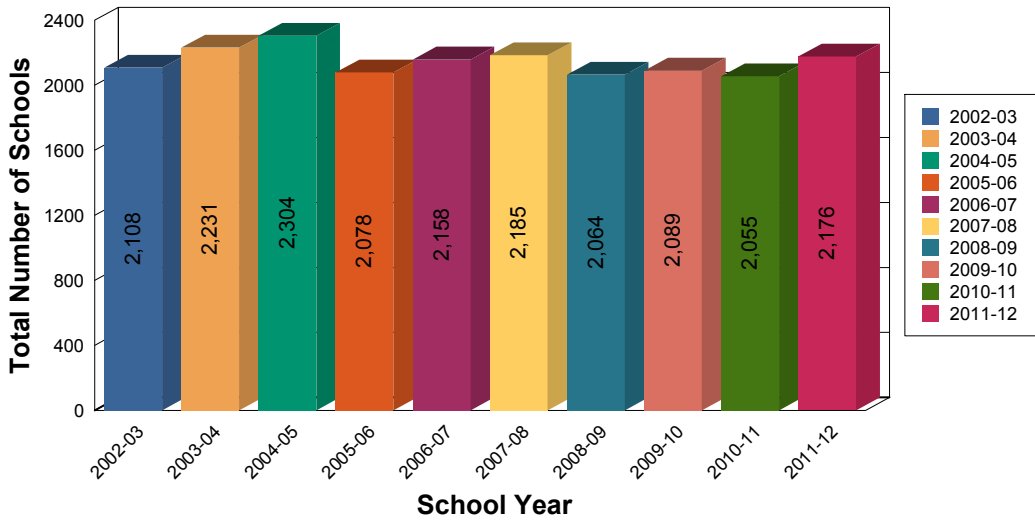
The Directory of Private Schools is maintained by the Department of Education as a service to the public, to governmental agencies, and to other parties that are interested in obtaining information about Florida private schools. The Department’s intent in maintaining the directory is not to regulate, control, approve, or accredit private schools. As such, the accuracy of data submitted pursuant to the annual online survey and inclusion of a school’s information in the directory is not verified by the Department and does not imply approval or accreditation. The directory may be accessed online at: <http://www.floridaschoolchoice.org/Information/PrivateSchoolDirectory/>.

Highlights of the 2011-2012 Annual Report

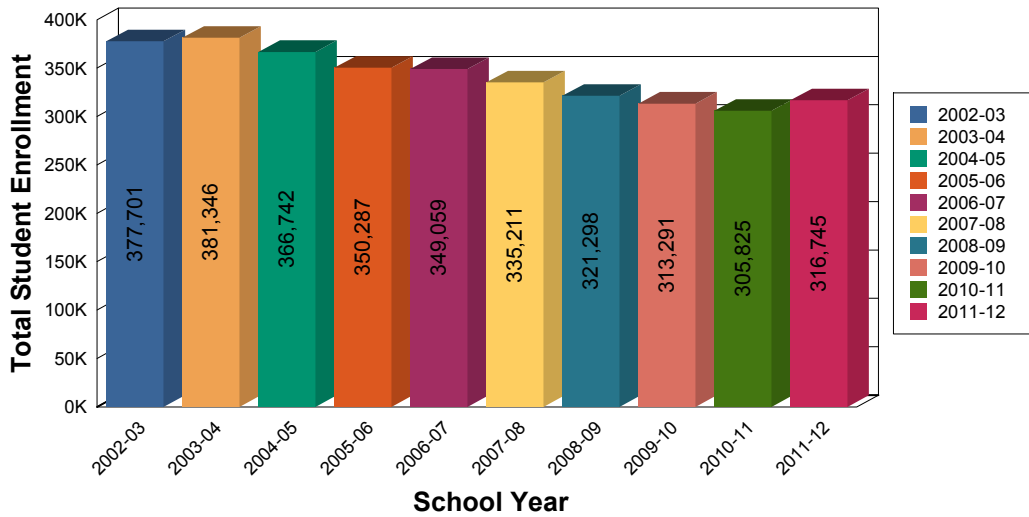
The 2011-2012 annual report contains information on students and staff for Florida private schools that completed the online annual survey between August 31, 2011, and May 2, 2012. Enrollment data for Florida public school students are based on the 2011-12 Survey 2 (October Survey) Data. The following points are noted from the statistics of this report:

- Of the 2,984,900 total statewide PK-12 student enrollment in 2011-2012, 316,745 (10.6%) were private school students and 2,668,155 (89.4%) were public school students.
- Compared with the 2010-2011 school year, the total number of private schools in 2011-2012 increased by 121 schools (5.9%) and the total PK-12 enrollment rose by 10,920 students (3.6%).
- Of the 316,745 students enrolled in Florida private schools in 2011-2012, 14.6% were enrolled in prekindergarten, 7.6% in kindergarten, 32.2% in grades 1-5, 20.2% in grades 6-8, and 25.4% were enrolled in grades 9-12.
- Sixteen (16) school districts had 10% or more of their total PK-12 students enrolled in private schools in 2011-2012.
- Eighty-one percent (81%) of personnel employed in private schools were classroom teachers and 19% were school administrators in 2011-2012.

Number of Private Schools 2002-2012

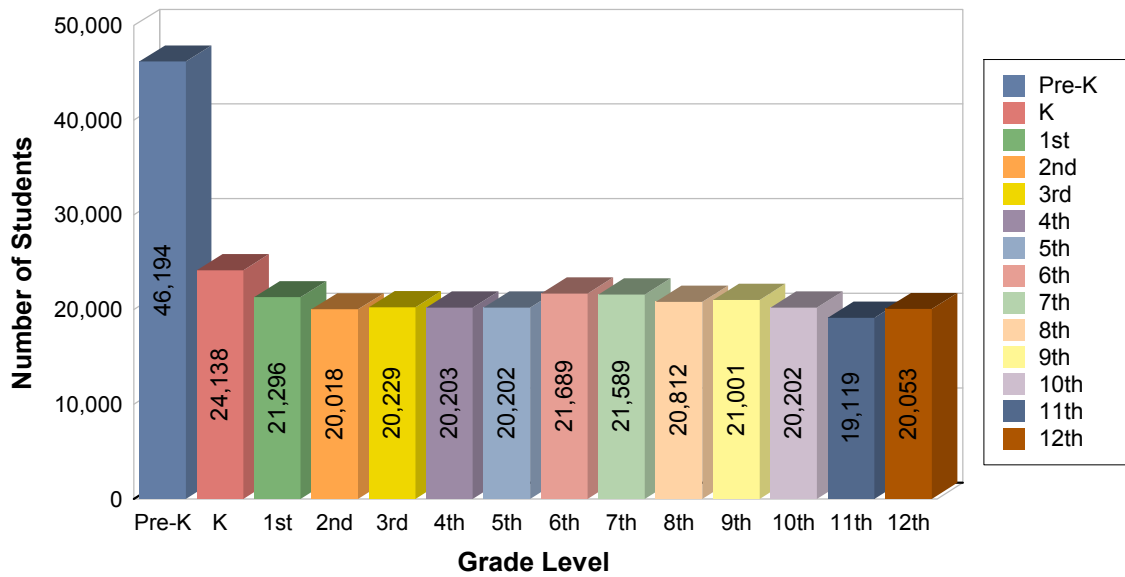


Private School Student Enrollment 2002-2012



<u>School Year</u>	<u>Enrollment</u>	<u>Schools</u>
2011-12	316,745	2,176
2010-11	305,825	2,055
2009-10	313,291	2,089
2008-09	321,298	2,064
2007-08	335,211	2,185
2006-07	349,059	2,158
2005-06	350,287	2,078
2004-05	366,742	2,304
2003-04	381,346	2,231
2002-03	377,701	2,108

Private School Student Enrollment by Grade 2011-2012



<u>GRADE LEVEL</u>	<u>STUDENTS</u>	<u>PERCENTAGE OF TOTAL ENROLLMENT</u>
Pre-K	46,194	14.6%
K	24,138	7.6%
1st	21,296	6.7%
2nd	20,018	6.3%
3rd	20,229	6.4%
4th	20,203	6.4%
5th	20,202	6.4%
6th	21,689	6.8%
7th	21,589	6.8%
8th	20,812	6.6%
9th	21,001	6.6%
10th	20,202	6.4%
11th	19,119	6.0%
12th	20,053	6.3%
Total:	316,745	100.0%

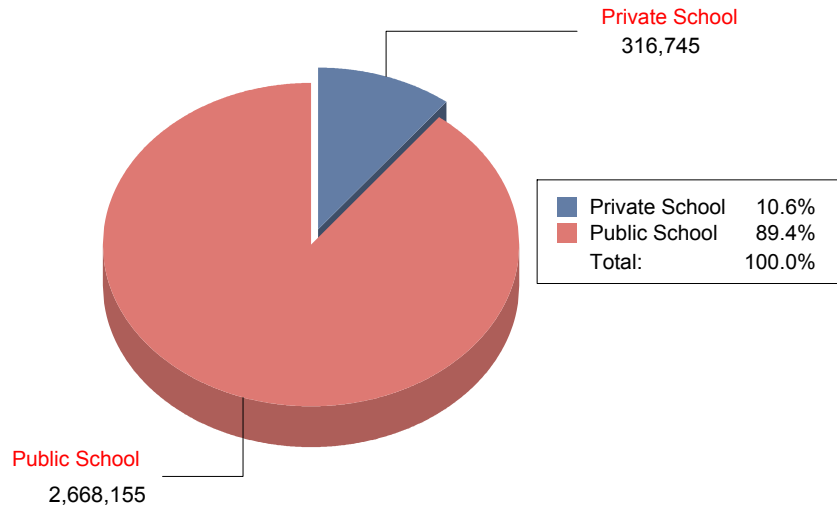
**PRIVATE SCHOOL STUDENT ENROLLMENT BY GRADE LEVEL
2011-2012**

District	PK	K	1	2	3	4	5	6	7	8	9	10	11	12	Total
ALACHUA	542	352	284	280	261	260	247	251	238	229	222	209	191	185	3,751
BAKER	0	0	3	3	2	2	1	1	8	4	4	0	3	2	33
BAY	52	24	42	29	28	30	31	42	37	61	38	21	18	47	500
BRADFORD	90	50	41	60	44	52	42	52	52	41	31	27	15	21	618
BREVARD	1,247	583	540	546	553	565	540	601	654	625	525	514	500	478	8,471
BROWARD	5,116	2,546	2,516	2,198	2,310	2,328	2,390	2,701	2,615	2,611	3,889	3,713	3,573	3,514	42,020
CHARLOTTE	239	88	79	90	87	75	83	91	66	81	31	28	20	24	1,082
CITRUS	163	80	57	69	58	76	64	75	78	70	41	36	40	37	944
CLAY	383	160	172	165	182	208	246	217	248	236	193	171	149	138	2,868
COLLIER	787	294	291	274	303	339	262	301	298	294	272	238	245	228	4,426
COLUMBIA	12	40	47	25	36	45	49	61	54	45	43	37	34	21	549
DADE	11,525	5,141	4,461	3,992	3,891	3,647	3,630	4,089	4,025	4,141	4,622	4,622	4,423	4,934	67,143
DESOTO	40	3	1	1	3	7	3	3	3	2	8	1	0	0	75
DIXIE	0	5	4	4	9	7	6	4	8	10	8	9	7	6	87
DUVAL	2,761	1,680	1,543	1,548	1,608	1,601	1,679	1,793	1,765	1,665	1,623	1,530	1,479	1,480	23,755
ESCAMBIA	691	590	551	470	446	402	365	342	368	353	302	285	273	265	5,703
FLAGLER	262	63	49	36	28	25	28	24	11	11	0	0	0	0	537
FRANKLIN	12	6	3	5	3	3	3	4	1	1	3	1	2	2	49
GADSDEN	51	44	43	36	42	50	40	55	45	42	48	32	35	46	609
GILCHRIST	2	11	24	12	10	14	15	15	17	12	15	11	4	9	171
GLADES	0	0	7	4	7	3	6	2	0	5	3	2	2	2	43
GULF	13	9	7	5	2	2	2	3	6	5	0	0	2	4	60
HAMILTON	0	12	6	14	16	22	15	19	21	18	21	26	20	24	234
HARDEE	0	8	4	5	10	8	11	13	14	3	7	5	5	3	96
HENDRY	39	22	24	14	12	12	16	17	18	14	8	9	1	0	206
HERNANDO	174	145	122	133	99	114	110	123	115	88	53	38	59	52	1,425
HIGHLANDS	209	90	74	54	59	53	45	43	43	44	27	23	17	12	793
HILLSBOROUGH	3,120	1,400	1,247	1,196	1,252	1,226	1,206	1,342	1,339	1,321	1,192	1,119	947	1,281	19,188
HOLMES	0	0	0	0	0	0	0	1	4	3	14	16	7	8	53
INDIAN RIVER	100	69	60	74	57	85	72	87	82	88	97	79	72	95	1,117
JACKSON	35	19	25	17	19	24	16	11	12	10	3	1	1	1	194
JEFFERSON	12	19	25	16	30	27	24	25	34	18	25	27	28	20	330
LAFAYETTE	26	12	15	11	17	8	4	4	11	5	7	10	5	0	135
LAKE	601	283	237	228	202	220	207	234	218	207	179	170	130	158	3,274
LEE	1,553	414	368	371	419	440	428	464	488	430	403	374	376	382	6,910
LEON	476	262	214	194	220	225	221	196	198	205	152	170	114	148	2,995
LEVY	0	23	13	15	25	14	19	24	12	11	8	5	8	4	181
MADISON	7	10	10	11	8	12	5	7	13	11	7	3	7	2	113
MANATEE	375	196	175	177	178	208	198	226	205	200	156	172	148	159	2,773
MARION	478	327	309	301	284	286	280	344	299	303	251	245	227	249	4,183
MARTIN	213	1,136	167	154	151	150	149	153	442	161	72	120	65	94	3,227
MONROE	51	31	31	27	30	31	28	23	25	26	16	10	11	8	348
NASSAU	144	85	66	52	53	47	54	39	37	37	53	44	32	78	821
OKALOOSA	360	187	163	171	131	169	144	134	133	112	102	95	80	90	2,071
OKEECHOBEE	124	48	34	17	17	22	15	20	12	14	9	7	3	1	343
ORANGE	2,652	1,798	1,682	1,633	1,609	1,591	1,631	1,676	1,640	1,741	1,453	1,405	1,239	1,270	23,020
OSCEOLA	758	327	306	300	287	284	284	281	269	249	248	219	215	208	4,235
PALM BEACH	2,324	1,355	1,242	1,229	1,292	1,377	1,418	1,454	1,477	1,459	1,348	1,379	1,399	1,364	20,117
PASCO	414	238	217	179	209	222	200	218	217	194	192	179	170	163	3,012
PINELLAS	1,852	1,086	1,139	1,061	1,077	1,058	1,118	1,221	1,194	1,110	863	846	810	801	15,236
POLK	927	443	440	475	524	475	553	575	510	484	403	351	307	336	6,803
PUTNAM	81	41	54	50	33	45	38	25	28	30	35	21	15	28	524
SANTA ROSA	336	125	89	77	76	96	90	85	69	47	61	49	45	35	1,280
SARASOTA	474	292	248	288	313	324	271	328	377	312	341	302	367	403	4,640
SEMINOLE	1,264	677	711	612	674	682	677	724	620	601	388	367	369	362	8,728
ST. JOHNS	665	225	199	238	208	205	206	167	142	121	82	118	96	94	2,766
ST. LUCIE	363	255	234	210	212	201	230	201	201	168	444	438	420	414	3,991
SUMTER	29	13	11	6	8	7	4	4	3	4	4	4	3	3	103
SUWANNEE	30	27	29	40	32	44	32	31	32	33	25	29	28	27	439
TAYLOR	4	21	22	24	13	16	12	17	10	8	0	0	1	1	149
UNION	0	3	3	1	1	2	2	4	3	1	2	1	0	1	24
VOLUSIA	1,819	565	459	444	426	402	403	370	399	362	314	227	246	220	6,656
WAKULLA	27	13	17	16	7	7	10	13	9	7	11	8	4	7	156
WALTON	17	41	18	19	14	15	9	8	3	1	3	0	1	2	151
WASHINGTON	73	26	22	12	12	6	15	11	14	7	1	4	6	2	211
TOTAL:	46,194	24,138	21,296	20,018	20,229	20,203	20,202	21,689	21,589	20,812	21,001	20,202	19,119	20,053	316,745

**NUMBER OF PRIVATE SCHOOLS BY DISTRICT
2011-2012**

<u>DISTRICT ID</u>	<u>DISTRICT NAME</u>	<u>SCHOOLS</u>
1	ALACHUA	27
2	BAKER	2
3	BAY	10
4	BRADFORD	6
5	BREVARD	77
6	BROWARD	186
8	CHARLOTTE	13
9	CITRUS	9
10	CLAY	30
11	COLLIER	28
12	COLUMBIA	8
13	DADE	432
14	DESOTO	2
15	DIXIE	2
16	DUVAL	157
17	ESCAMBIA	28
18	FLAGLER	5
19	FRANKLIN	1
20	GADSDEN	6
21	GILCHRIST	3
22	GLADES	1
23	GULF	3
24	HAMILTON	5
25	HARDEE	3
26	HENDRY	6
27	HERNANDO	15
28	HIGHLANDS	9
29	HILLSBOROUGH	120
30	HOLMES	2
31	INDIAN RIVER	10
32	JACKSON	3
33	JEFFERSON	3
34	LAFAYETTE	1
35	LAKE	39
36	LEE	52
37	LEON	29
38	LEVY	4
40	MADISON	3
41	MANATEE	25
42	MARION	36
43	MARTIN	14
44	MONROE	2
45	NASSAU	10
46	OKALOOSA	15
47	OKEECHOBEE	6
48	ORANGE	157
49	OSCEOLA	30
50	PALM BEACH	98
51	PASCO	31
52	PINELLAS	109
53	POLK	53
54	PUTNAM	7
57	SANTA ROSA	13
58	SARASOTA	41
59	SEMINOLE	62
55	ST. JOHNS	19
56	ST. LUCIE	19
60	SUMTER	3
61	SUWANNEE	5
62	TAYLOR	4
63	UNION	2
64	VOLUSIA	65
65	WAKULLA	3
66	WALTON	4
67	WASHINGTON	3
Total:	65	2,176

Comparison of Total PK-12 Public and PK-12 Private School Enrollment 2011-2012



	<u>PK-12 STUDENT ENROLLMENT</u>	<u>PERCENTAGE</u>
Private School	316,745	10.6%
Public School	2,668,155	89.4%
Total PK-12 Enrollment	2,984,900	100.0%

Districts with Ten Percent or More of Total PK-12 Students Enrolled in Private Schools

<u>DISTRICT</u>	<u>PUBLIC SCHOOL ENROLLMENT</u>	<u>PERCENTAGE</u>	<u>PRIVATE SCHOOL ENROLLMENT</u>	<u>PERCENTAGE</u>	<u>TOTAL PK-12</u>
JEFFERSON	1,029	75.72%	330	24.28%	1,359
DADE	350,239	83.91%	67,143	16.09%	417,382
DUVAL	125,429	84.08%	23,755	15.92%	149,184
BRADFORD	3,354	84.44%	618	15.56%	3,972
MARTIN	18,368	85.06%	3,227	14.94%	21,595
BROWARD	258,478	86.02%	42,020	13.98%	300,498
PINELLAS	103,776	87.20%	15,236	12.80%	119,012
ESCAMBIA	40,496	87.66%	5,703	12.34%	46,199
HAMILTON	1,673	87.73%	234	12.27%	1,907
ALACHUA	27,480	87.99%	3,751	12.01%	31,231
SEMINOLE	64,344	88.06%	8,728	11.94%	73,072
ORANGE	180,000	88.66%	23,020	11.34%	203,020
BREVARD	71,792	89.45%	8,471	10.55%	80,263
LAFAYETTE	1,172	89.67%	135	10.33%	1,307
PALM BEACH	176,901	89.79%	20,117	10.21%	197,018
SARASOTA	41,083	89.85%	4,640	10.15%	45,723

**PK-12 STUDENT ENROLLMENT IN PUBLIC AND PRIVATE SCHOOLS
2011-2012**

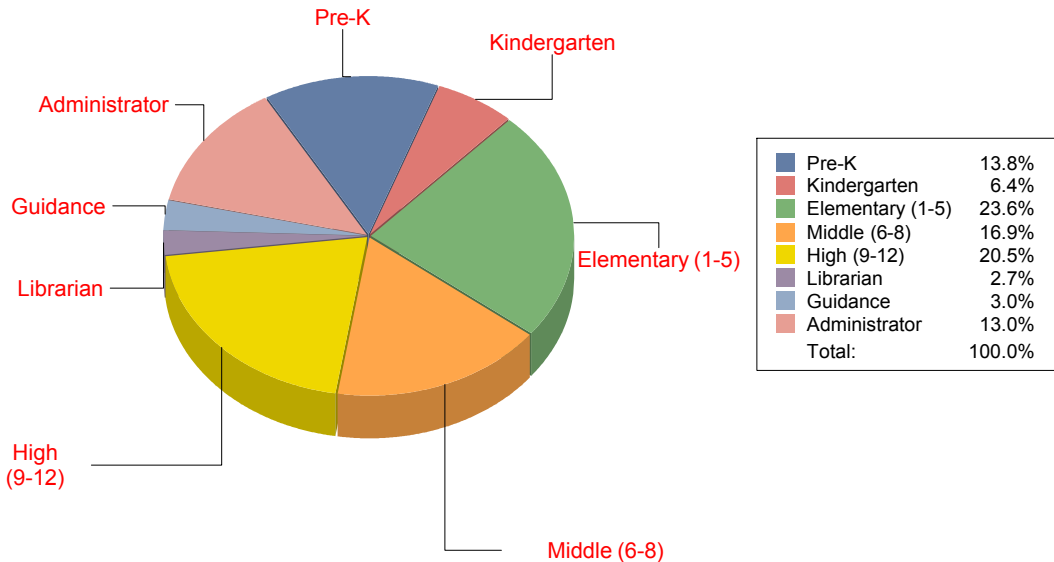
DISTRICT	Public School Total Enrollment	Public School Percent of Total	Private School Total Enrollment	Private School Percent of Total	Total PK-12
ALACHUA	27,480	87.99%	3,751	12.01%	31,231
BAKER	5,050	99.35%	33	0.65%	5,083
BAY	26,346	98.14%	500	1.86%	26,846
BRADFORD	3,354	84.44%	618	15.56%	3,972
BREVARD	71,792	89.45%	8,471	10.55%	80,263
BROWARD	258,478	86.02%	42,020	13.98%	300,498
CALHOUN	2,225	100.00%	0	0.00%	2,225
CHARLOTTE	16,424	93.82%	1,082	6.18%	17,506
CITRUS	15,539	94.27%	944	5.73%	16,483
CLAY	35,659	92.56%	2,868	7.44%	38,527
COLLIER	43,238	90.71%	4,426	9.29%	47,664
COLUMBIA	9,762	94.68%	549	5.32%	10,311
DADE	350,239	83.91%	67,143	16.09%	417,382
DESOTO	4,730	98.44%	75	1.56%	4,805
DIXIE	2,053	95.93%	87	4.07%	2,140
DUVAL	125,429	84.08%	23,755	15.92%	149,184
ESCAMBIA	40,496	87.66%	5,703	12.34%	46,199
FLAGLER	13,007	96.04%	537	3.96%	13,544
FRANKLIN	1,347	96.49%	49	3.51%	1,396
GADSDEN	6,173	91.02%	609	8.98%	6,782
GILCHRIST	2,650	93.94%	171	6.06%	2,821
GLADES	1,505	97.22%	43	2.78%	1,548
GULF	1,954	97.02%	60	2.98%	2,014
HAMILTON	1,673	87.73%	234	12.27%	1,907
HARDEE	5,016	98.12%	96	1.88%	5,112
HENDRY	6,817	97.07%	206	2.93%	7,023
HERNANDO	22,616	94.07%	1,425	5.93%	24,041
HIGHLANDS	11,998	93.80%	793	6.20%	12,791
HILLSBOROUGH	197,041	91.13%	19,188	8.87%	216,229
HOLMES	3,331	98.43%	53	1.57%	3,384
INDIAN RIVER	17,964	94.15%	1,117	5.85%	19,081
JACKSON	7,050	97.32%	194	2.68%	7,244
JEFFERSON	1,029	75.72%	330	24.28%	1,359
LAFAYETTE	1,172	89.67%	135	10.33%	1,307
LAKE	41,319	92.66%	3,274	7.34%	44,593
LEE	83,895	92.39%	6,910	7.61%	90,805
LEON	33,218	91.73%	2,995	8.27%	36,213
LEVY	5,743	96.94%	181	3.06%	5,924
LIBERTY	1,481	100.00%	0	0.00%	1,481
MADISON	2,621	95.87%	113	4.13%	2,734
MANATEE	44,986	94.19%	2,773	5.81%	47,759
MARION	42,280	91.00%	4,183	9.00%	46,463
MARTIN	18,368	85.06%	3,227	14.94%	21,595
MONROE	8,446	96.04%	348	3.96%	8,794
NASSAU	11,115	93.12%	821	6.88%	11,936
OKALOOSA	29,385	93.42%	2,071	6.58%	31,456
OKEECHOBEE	6,568	95.04%	343	4.96%	6,911
ORANGE	180,000	88.66%	23,020	11.34%	203,020
OSCEOLA	54,783	92.82%	4,235	7.18%	59,018
PALM BEACH	176,901	89.79%	20,117	10.21%	197,018
PASCO	66,659	95.68%	3,012	4.32%	69,671
PINELLAS	103,776	87.20%	15,236	12.80%	119,012
POLK	96,070	93.39%	6,803	6.61%	102,873
PUTNAM	11,154	95.51%	524	4.49%	11,678
ST. JOHNS	31,580	91.95%	2,766	8.05%	34,346
ST. LUCIE	39,444	90.81%	3,991	9.19%	43,435
SANTA ROSA	25,885	95.29%	1,280	4.71%	27,165
SARASOTA	41,083	89.85%	4,640	10.15%	45,723
SEMINOLE	64,344	88.06%	8,728	11.94%	73,072
SUMTER	7,786	98.69%	103	1.31%	7,889
SUWANNEE	6,060	93.25%	439	6.75%	6,499
TAYLOR	3,046	95.34%	149	4.66%	3,195
UNION	2,255	98.95%	24	1.05%	2,279
VOLUSIA	61,524	90.24%	6,656	9.76%	68,180
WAKULLA	5,125	97.05%	156	2.95%	5,281
WALTON	7,572	98.04%	151	1.96%	7,723
WASHINGTON	3,449	94.23%	211	5.77%	3,660
OTHER*	9,597	100.00%	0	0.00%	9,597
TOTAL:	2,668,155	89.39%	316,745	10.61%	2,984,900

* "OTHER" are students enrolled in lab, deaf/blind, virtual, and Department of Juvenile Justice schools.

**Private School
Instructional and Administrative Personnel
2011-2012**

The reported personnel data are based on the online Private School Annual Survey on eight personnel types: pre-k teacher, kindergarten teacher, elementary school teacher (1-5), middle school teacher (6-8), high school teacher (9-12), librarian and media specialist, guidance personnel, and administrator. Support personnel such as secretaries, aides, paraprofessionals, and volunteers are not included. Statistics for personnel in the named areas reflect actual numbers of such individuals but do not indicate the full range of duties they may perform. Reporting instructions requested that full-time employees who have responsibilities in more than one area be reported in the category where they spend the majority of their time.

Private School Instructional and Administrative Personnel by Type



<u>PERSONNEL TYPE</u>	<u>NUMBER</u>	<u>PERCENTAGE</u>
Pre-K	4,834	13.8%
Kindergarten	2,226	6.4%
Elementary (1-5)	8,253	23.6%
Middle (6-8)	5,912	16.9%
High (9-12)	7,169	20.5%
Librarian	940	2.7%
Guidance	1,064	3.0%
Administrator	4,526	13.0%
Total:	34,924	100.0%

**PRIVATE SCHOOL INSTRUCTIONAL AND ADMINISTRATIVE PERSONNEL
2011-2012**

District	Pre-K	KG	Elementary	Middle	High	Librarian	Guidance	Admin	Total
ALACHUA	53	38	137	78	95	10	10	55	476
BAKER	0	0	0	0	0	0	0	3	3
BAY	5	7	20	19	14	4	1	13	83
BRADFORD	10	6	20	12	13	2	4	12	79
BREVARD	121	67	239	200	224	28	41	138	1,058
BROWARD	513	202	785	603	921	115	121	460	3,720
CHARLOTTE	28	9	32	22	20	6	3	20	140
CITRUS	19	9	29	23	16	3	4	14	117
CLAY	38	22	95	65	64	7	9	55	355
COLLIER	77	32	130	98	105	11	15	61	529
COLUMBIA	2	5	19	14	14	3	3	12	72
DADE	1,268	453	1,439	977	1,355	174	242	886	6,794
DESOTO	3	2	2	2	1	1	0	2	13
DIXIE	0	0	1	1	2	0	0	1	5
DUVAL	247	176	589	410	556	86	83	372	2,519
ESCAMBIA	61	41	157	97	146	24	15	61	602
FLAGLER	28	6	12	4	0	1	1	7	59
FRANKLIN	2	1	1	1	1	0	0	0	6
GADSDEN	9	7	28	42	41	2	2	16	147
GILCHRIST	0	2	6	3	8	2	1	3	25
GLADES	0	0	1	1	1	0	1	1	5
GULF	3	1	3	5	0	0	1	2	15
HAMILTON	0	3	5	6	5	0	2	4	25
HARDEE	1	2	7	3	2	0	0	4	19
HENDRY	5	3	11	5	3	1	0	4	32
HERNANDO	18	12	42	30	23	4	4	18	151
HIGHLANDS	31	9	26	12	11	4	3	8	104
HILLSBOROUGH	335	134	489	398	390	45	65	305	2,161
HOLMES	0	0	0	2	3	1	0	1	7
INDIAN RIVER	14	7	41	39	40	4	3	61	209
JACKSON	6	2	8	5	3	1	1	4	30
JEFFERSON	1	2	9	8	6	1	1	4	32
LAFAYETTE	3	1	4	1	1	0	0	1	11
LAKE	48	28	85	72	88	7	19	64	411
LEE	165	36	175	121	153	22	31	82	785
LEON	48	30	96	64	55	8	8	63	372
LEVY	0	3	7	2	1	2	1	5	21
MADISON	1	1	11	4	7	0	2	4	30
MANATEE	37	21	98	72	107	6	10	39	390
MARION	59	31	110	86	86	14	11	56	453
MARTIN	19	14	59	48	51	11	9	30	241
MONROE	4	2	10	7	7	0	1	3	34
NASSAU	11	8	24	15	7	2	1	13	81
OKALOOSA	36	17	63	32	26	7	6	24	211
OKEECHOBEE	15	6	16	5	8	3	1	5	59
ORANGE	303	189	879	587	737	66	89	334	3,184
OSCEOLA	66	28	96	52	44	8	16	55	365
PALM BEACH	270	135	625	483	584	72	61	318	2,548
PASCO	37	28	80	64	86	10	11	54	370
PINELLAS	179	112	448	341	331	46	50	229	1,736
POLK	87	45	186	148	155	19	19	102	761
PUTNAM	6	4	23	11	12	1	1	8	66
SANTA ROSA	36	10	21	14	14	3	2	15	115
SARASOTA	52	35	127	111	135	19	19	71	569
SEMINOLE	125	66	260	170	143	30	27	140	961
ST. JOHNS	65	19	73	40	38	10	7	30	282
ST. LUCIE	37	22	78	47	79	12	8	46	329
SUMTER	4	2	4	1	2	0	0	5	18
SUWANNEE	3	3	14	8	9	0	2	6	45
TAYLOR	1	1	6	4	0	0	0	6	18
UNION	0	1	2	0	1	0	0	2	6
VOLUSIA	203	59	168	111	113	22	14	101	791
WAKULLA	3	1	4	2	3	0	0	3	16
WALTON	3	6	10	1	1	0	1	3	25
WASHINGTON	10	2	8	3	2	0	1	2	28
TOTAL:	4,834	2,226	8,253	5,912	7,169	940	1,064	4,526	34,924