



Florida Department of Education



Office of Independent Education & Parental Choice

325 West Gaines Street • Suite 522 • Tallahassee, FL • 32399-0400 • 850/245-0502 • www.floridaschoolchoice.org

Florida's Private Schools

ANNUAL REPORT 2010-2011

Office of Independent Education and Parental Choice
Florida Department of Education

June 2011

Improving K-12 Educational Choice Options

Florida's Private Schools

A private school is defined in Section 1002.01(2), Florida Statutes, as “an individual, association, copartnership, or corporation or department, division, or section of such organizations, that designates itself as an educational center that includes kindergarten or a higher grade” and is below the college level. Private elementary and secondary schools in Florida are not licensed, approved, accredited, or regulated by the Florida Department of Education. Private schools are required by statute to complete an annual online survey to gather information for inclusion in a statewide Directory of Private Schools.

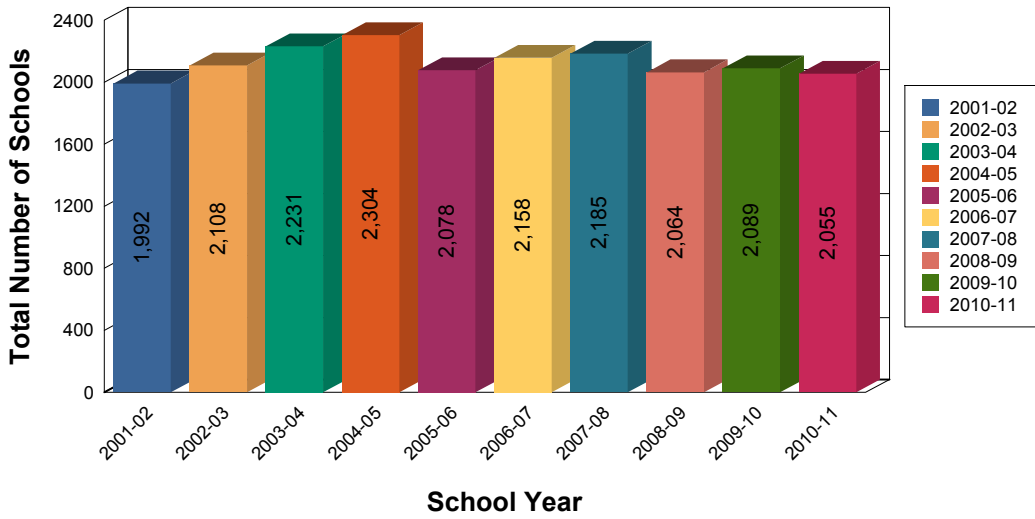
The Directory of Private Schools is maintained by the Department of Education as a service to the public, to governmental agencies, and to other parties that are interested in obtaining information about Florida private schools. The Department’s intent in maintaining the directory is not to regulate, control, approve, or accredit private schools. As such, the accuracy of data submitted pursuant to the annual online survey and inclusion of a school’s information in the directory is not verified by the Department and does not imply approval or accreditation. The directory may be accessed online at: <http://www.floridaschoolchoice.org/Information/PrivateSchoolDirectory/>.

Highlights of the 2010-2011 Annual Report

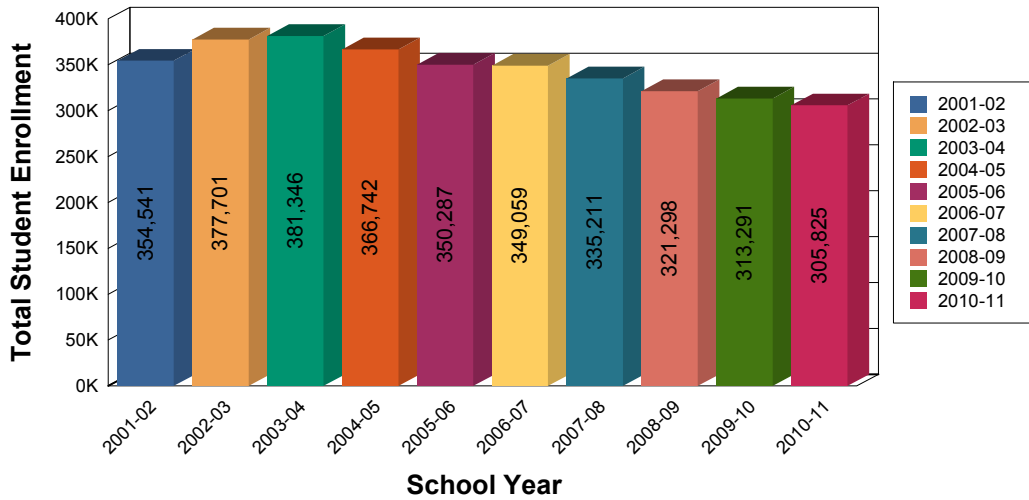
The 2010-2011 annual report contains information on students and staff for Florida private schools that completed the online annual survey between August 31, 2010, and May 3, 2011. Enrollment data for Florida public school students are based on the 2010-11 Survey 2 (October Survey) Data. The following points are noted from the statistics of this report:

- Of the 2,949,651 total statewide PK-12 student enrollment in 2010-2011, 305,825 (10.4%) were private school students and 2,643,826 (89.6%) were public school students.
- Compared with the 2009-2010 school year, the total number of private schools in 2010-2011 decreased by 34 schools (1.6%) and the total PK-12 enrollment declined by 7,466 students (2.4%).
- Of the 305,825 students enrolled in Florida private schools in 2010-2011, 13.6% were enrolled in prekindergarten, 7.1% were enrolled in kindergarten, 31.7% were enrolled in grades (1-5), 20.4% were enrolled in grades (6-8), and 27.2% were enrolled in grades (9-12).
- Fifteen (15) school districts had 10% or more of their total PK-12 students enrolled in private schools in 2010-2011.
- Eighty-two percent (82%) of personnel employed in private schools were classroom teachers and 18% were school administrators in 2010-2011.

Number of Private Schools 2001-2011

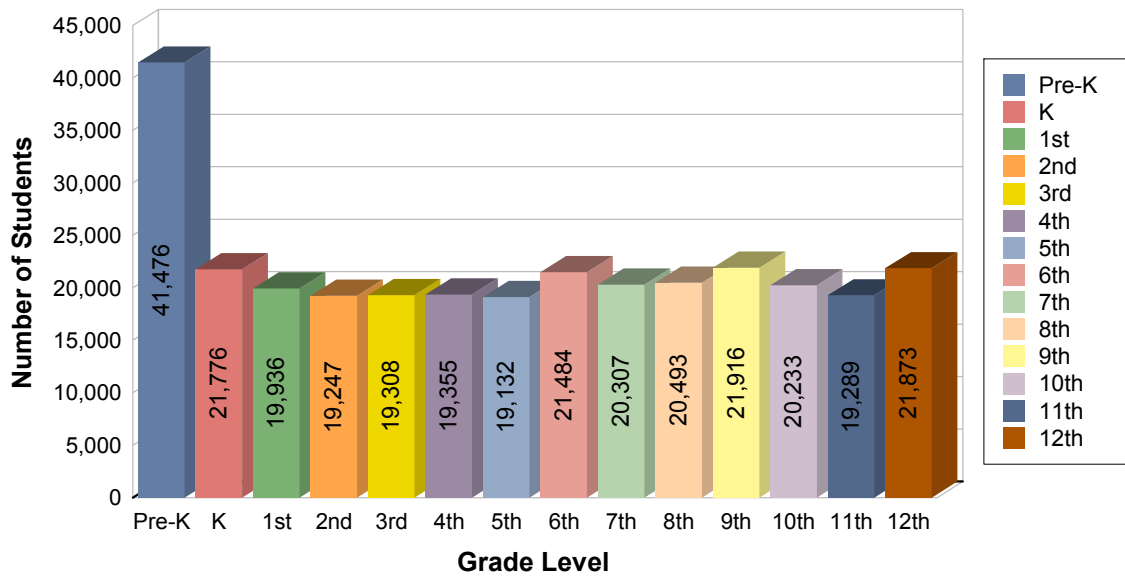


Private School Student Enrollment 2001-2011



<u>School Year</u>	<u>Enrollment</u>	<u>Schools</u>
2010-11	305,825	2,055
2009-10	313,291	2,089
2008-09	321,298	2,064
2007-08	335,211	2,185
2006-07	349,059	2,158
2005-06	350,287	2,078
2004-05	366,742	2,304
2003-04	381,346	2,231
2002-03	377,701	2,108
2001-02	354,541	1,992

Private School Student Enrollment by Grade 2010-2011



<u>GRADE LEVEL</u>	<u>STUDENTS</u>	<u>PERCENTAGE OF TOTAL ENROLLMENT</u>
Pre-K	41,476	13.6%
K	21,776	7.1%
1st	19,936	6.5%
2nd	19,247	6.3%
3rd	19,308	6.3%
4th	19,355	6.3%
5th	19,132	6.3%
6th	21,484	7.0%
7th	20,307	6.6%
8th	20,493	6.7%
9th	21,916	7.2%
10th	20,233	6.6%
11th	19,289	6.3%
12th	21,873	7.2%
Total:	305,825	100.0%

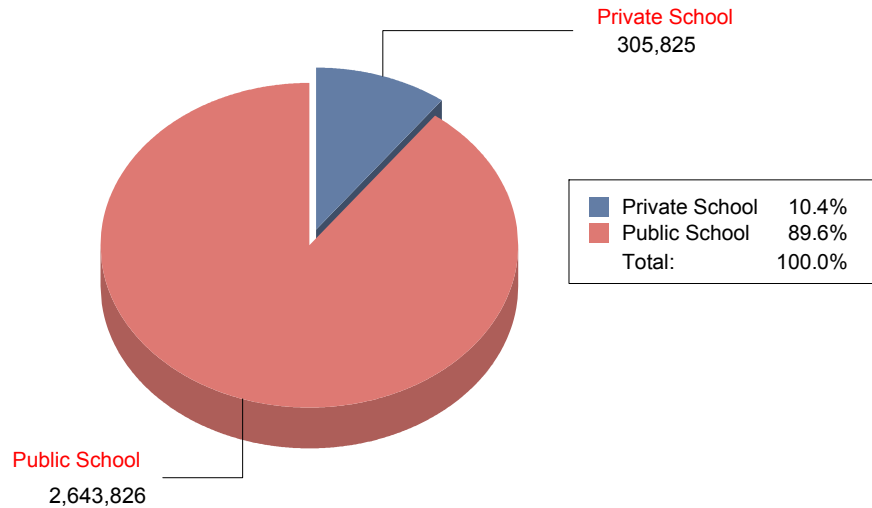
**PRIVATE SCHOOL STUDENT ENROLLMENT BY GRADE LEVEL
2010-2011**

District	PK	K	1	2	3	4	5	6	7	8	9	10	11	12	Total
ALACHUA	573	346	320	289	285	283	284	263	224	255	210	189	194	173	3,888
BAKER	0	3	3	0	2	2	0	8	5	5	6	5	1	1	41
BAY	100	61	58	49	42	41	42	60	57	54	32	29	26	36	687
BRADFORD	88	50	61	46	59	48	48	55	46	39	31	19	25	9	624
BREVARD	1,079	612	543	573	598	526	577	601	611	663	452	439	432	508	8,214
BROWARD	4,600	2,209	1,945	1,858	1,866	1,959	1,899	2,247	2,217	2,214	4,216	3,825	3,507	4,701	39,263
CHARLOTTE	189	89	93	103	74	83	86	78	95	74	36	26	28	26	1,080
CITRUS	160	62	70	63	69	63	71	84	70	60	39	48	38	23	920
CLAY	228	167	176	167	190	224	202	196	204	196	149	133	111	124	2,467
COLLIER	421	279	231	263	284	237	280	278	286	286	225	238	225	233	3,766
COLUMBIA	22	54	33	26	38	46	50	43	59	43	36	40	27	27	544
DADE	9,942	4,285	3,573	3,256	3,023	3,030	2,911	3,292	3,340	3,157	4,530	4,295	3,963	5,111	57,708
DESOTO	28	2	1	2	1	1	0	2	1	3	3	0	0	1	45
DIXIE	0	5	8	8	6	7	5	6	8	10	10	4	7	9	93
DUVAL	2,597	1,659	1,569	1,578	1,606	1,656	1,604	1,932	1,853	1,916	1,783	1,784	1,630	1,701	24,868
ESCAMBIA	701	572	555	444	393	375	365	372	374	349	331	289	276	254	5,650
FLAGLER	276	42	39	29	24	20	25	14	13	17	0	0	0	0	499
GADSDEN	48	34	48	35	43	40	44	44	46	48	32	41	39	46	588
GILCHRIST	4	18	10	11	13	13	14	13	19	16	11	10	7	1	160
GLADES	0	0	3	4	2	1	5	3	2	6	4	3	5	3	41
GULF	22	5	3	2	3	3	2	6	5	5	1	0	0	0	57
HAMILTON	1	1	5	5	9	13	14	12	14	15	12	10	13	6	130
HARDEE	0	0	0	0	0	0	0	0	0	0	0	0	0	0	0
HENDRY	44	18	15	14	12	14	11	11	13	11	14	3	1	0	181
HERNANDO	169	128	132	99	106	99	115	114	94	80	51	57	57	56	1,357
HIGHLANDS	225	85	59	61	61	52	52	43	43	43	29	26	17	20	816
HILLSBOROUGH	2,510	1,372	1,303	1,275	1,303	1,246	1,278	1,436	1,398	1,397	1,423	1,160	1,172	1,200	19,473
HOLMES	0	0	0	0	0	0	1	1	3	4	10	16	12	4	51
INDIAN RIVER	113	80	103	81	106	128	108	113	126	126	83	67	87	74	1,395
JACKSON	43	27	26	18	26	16	17	14	10	8	1	2	1	3	212
JEFFERSON	14	25	18	35	28	22	26	41	16	24	29	28	21	28	355
LAFAYETTE	28	17	13	16	9	7	4	11	6	7	10	6	0	2	136
LAKE	744	270	262	224	247	235	230	255	237	235	225	192	161	211	3,728
LEE	730	339	344	375	387	382	383	442	391	416	392	347	366	355	5,649
LEON	456	304	245	277	295	295	261	288	298	291	245	195	216	217	3,883
LEVY	2	12	10	17	13	12	14	11	12	11	7	10	4	6	141
MADISON	0	1	3	1	1	3	0	2	0	1	1	0	0	2	15
MANATEE	378	193	187	180	217	226	239	240	264	276	312	285	304	351	3,652
MARION	572	314	319	287	307	280	316	328	310	311	258	240	254	248	4,344
MARTIN	167	154	125	126	109	127	117	902	128	104	269	32	36	84	2,480
MONROE	159	41	33	30	33	31	28	24	28	22	11	12	10	6	468
NASSAU	209	73	44	53	43	60	38	45	33	42	14	37	24	38	753
OKALOOSA	319	181	164	145	164	155	168	147	121	147	118	101	115	89	2,134
OKEECHOBEE	81	21	11	7	14	12	18	11	16	8	6	3	5	1	214
ORANGE	2,721	1,802	1,785	1,767	1,675	1,696	1,657	1,694	1,837	1,798	1,549	1,418	1,395	1,425	24,219
OSCEOLA	688	287	276	278	272	286	268	257	264	265	188	154	109	114	3,706
PALM BEACH	2,502	1,364	1,309	1,360	1,445	1,467	1,459	1,546	1,548	1,637	1,459	1,384	1,420	1,369	21,269
PASCO	304	211	161	170	180	192	160	192	184	175	168	171	157	138	2,563
PINELLAS	1,638	1,232	1,117	1,098	1,141	1,183	1,204	1,323	1,205	1,316	934	929	940	991	16,251
POLK	769	493	509	549	491	571	573	514	510	543	386	351	368	347	6,974
PUTNAM	110	56	55	35	48	41	31	41	48	37	42	27	22	43	636
SANTA ROSA	306	87	84	72	68	62	53	56	47	49	50	33	29	34	1,030
SARASOTA	421	217	244	269	295	247	266	324	274	330	252	304	263	304	4,010
SEMINOLE	1,368	751	646	661	690	673	698	682	595	601	381	402	393	349	8,890
ST. JOHNS	740	201	208	159	162	153	142	107	92	112	107	95	83	110	2,471
ST. LUCIE	387	270	237	203	222	231	217	214	166	203	439	434	432	419	4,074
SUMTER	45	10	11	11	7	3	6	4	6	6	7	3	3	3	125
SUWANNEE	26	23	33	31	39	26	35	24	38	28	33	19	33	16	404
TAYLOR	9	20	20	10	14	13	14	6	6	0	0	0	1	0	113
UNION	0	0	0	1	2	2	2	0	2	1	3	1	0	1	15
VOLUSIA	1,293	487	433	402	412	397	358	391	379	387	249	246	215	220	5,869
WAKULLA	40	17	14	8	10	10	12	6	5	6	7	9	4	0	148
WALTON	24	15	14	21	17	11	12	3	0	2	2	1	2	0	124
WASHINGTON	43	23	17	10	7	18	13	12	5	2	3	6	3	2	164
TOTAL:	41,476	21,776	19,936	19,247	19,308	19,355	19,132	21,484	20,307	20,493	21,916	20,233	19,289	21,873	305,825

**NUMBER OF PRIVATE SCHOOLS BY DISTRICT
2010-2011**

<u>DISTRICT ID</u>	<u>DISTRICT NAME</u>	<u>SCHOOLS</u>
1	ALACHUA	29
2	BAKER	1
3	BAY	9
4	BRADFORD	7
5	BREVARD	76
6	BROWARD	173
8	CHARLOTTE	12
9	CITRUS	9
10	CLAY	28
11	COLLIER	24
12	COLUMBIA	9
13	DADE	387
14	DE SOTO	2
15	DIXIE	1
16	DUVAL	145
17	ESCAMBIA	26
18	FLAGLER	5
20	GADSDEN	5
21	GILCHRIST	3
22	GLADES	1
23	GULF	2
24	HAMILTON	4
25	HARDEE	1
26	HENDRY	4
27	HERNANDO	12
28	HIGHLANDS	10
29	HILLSBOROUGH	115
30	HOLMES	1
31	INDIAN RIVER	11
32	JACKSON	4
33	JEFFERSON	2
34	LAFAYETTE	1
35	LAKE	39
36	LEE	48
37	LEON	29
38	LEVY	4
40	MADISON	1
41	MANATEE	32
42	MARION	35
43	MARTIN	12
44	MONROE	5
45	NASSAU	7
46	OKALOOSA	14
47	OKEECHOBEE	3
48	ORANGE	153
49	OSCEOLA	29
50	PALM BEACH	108
51	PASCO	28
52	PINELLAS	108
53	POLK	48
54	PUTNAM	6
57	SANTA ROSA	11
58	SARASOTA	39
59	SEMINOLE	63
55	ST. JOHNS	18
56	ST. LUCIE	21
60	SUMTER	2
61	SUWANNEE	5
62	TAYLOR	2
63	UNION	2
64	VOLUSIA	54
65	WAKULLA	3
66	WALTON	5
67	WASHINGTON	2
Total:	64	2,055

Comparison of Total PK-12 Public and PK-12 Private School Enrollment 2010-2011



	<u>PK-12 STUDENT ENROLLMENT</u>	<u>PERCENTAGE</u>
Private School	305,825	10.4%
Public School	2,643,826	89.6%
Total PK-12 Enrollment	2,949,651	100.0%

Districts with Ten Percent or More of Total PK-12 Students Enrolled in Private Schools

<u>DISTRICT</u>	<u>PUBLIC SCHOOL</u>		<u>PRIVATE SCHOOL</u>		<u>TOTAL PK-12</u>
	<u>ENROLLMENT</u>	<u>PERCENTAGE</u>	<u>ENROLLMENT</u>	<u>PERCENTAGE</u>	
JEFFERSON	1,104	75.67%	355	24.33%	1,459
DUVAL	123,997	83.29%	24,868	16.71%	148,865
BRADFORD	3,278	84.01%	624	15.99%	3,902
DADE	347,436	85.76%	57,708	14.24%	405,144
PINELLAS	104,009	86.49%	16,251	13.51%	120,260
BROWARD	256,477	86.72%	39,263	13.28%	295,740
ALACHUA	27,513	87.62%	3,888	12.38%	31,401
ESCAMBIA	40,227	87.68%	5,650	12.32%	45,877
SEMINOLE	64,229	87.84%	8,890	12.16%	73,119
ORANGE	176,258	87.92%	24,219	12.08%	200,477
MARTIN	18,170	87.99%	2,480	12.01%	20,650
PALM BEACH	174,664	89.14%	21,269	10.86%	195,933
LAFAYETTE	1,157	89.48%	136	10.52%	1,293
LEON	33,327	89.56%	3,883	10.44%	37,210
BREVARD	71,866	89.74%	8,214	10.26%	80,080

**PK-12 STUDENT ENROLLMENT IN PUBLIC AND PRIVATE SCHOOLS
2010-2011**

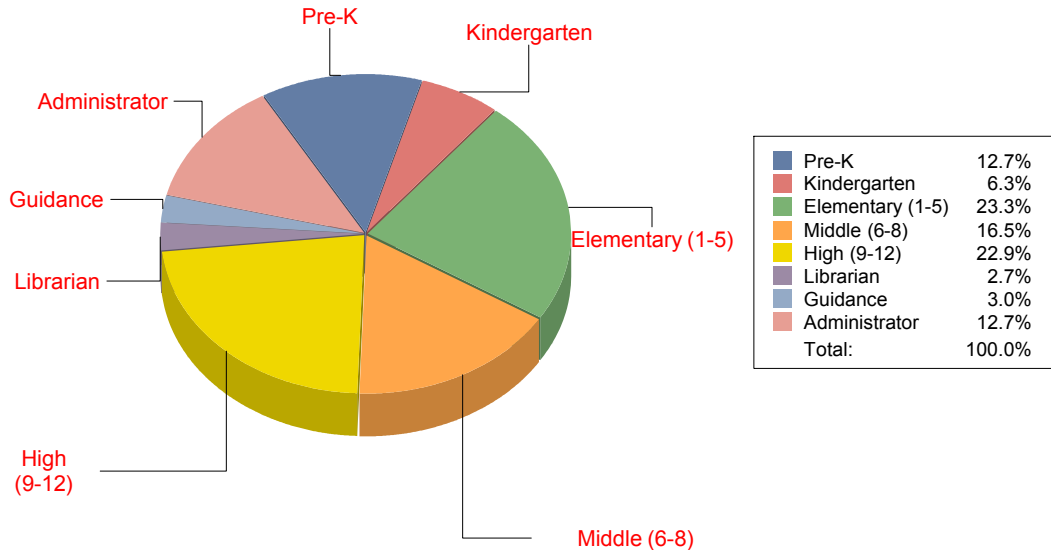
DISTRICT	Public School Total Enrollment	Public School Percent of Total	Private School Total Enrollment	Private School Percent of Total	Total PK-12
ALACHUA	27,513	87.62%	3,888	12.38%	31,401
BAKER	4,990	99.19%	41	0.81%	5,031
BAY	25,944	97.42%	687	2.58%	26,631
BRADFORD	3,278	84.01%	624	15.99%	3,902
BREVARD	71,866	89.74%	8,214	10.26%	80,080
BROWARD	256,477	86.72%	39,263	13.28%	295,740
CALHOUN	2,249	100.00%	0	0.00%	2,249
CHARLOTTE	16,640	93.91%	1,080	6.09%	17,720
CITRUS	15,675	94.46%	920	5.54%	16,595
CLAY	35,812	93.56%	2,467	6.44%	38,279
COLLIER	42,920	91.93%	3,766	8.07%	46,686
COLUMBIA	9,810	94.75%	544	5.25%	10,354
DADE	347,436	85.76%	57,708	14.24%	405,144
DESOTO	4,938	99.10%	45	0.90%	4,983
DIXIE	2,046	95.65%	93	4.35%	2,139
DUVAL	123,997	83.29%	24,868	16.71%	148,865
ESCAMBIA	40,227	87.68%	5,650	12.32%	45,877
FLAGLER	12,931	96.28%	499	3.72%	13,430
FRANKLIN	1,350	100.00%	0	0.00%	1,350
GADSDEN	6,299	91.46%	588	8.54%	6,887
GILCHRIST	2,636	94.28%	160	5.72%	2,796
GLADES	1,442	97.24%	41	2.76%	1,483
GULF	2,014	97.25%	57	2.75%	2,071
HAMILTON	1,799	93.26%	130	6.74%	1,929
HARDEE	5,036	100.00%	0	0.00%	5,036
HENDRY	6,821	97.42%	181	2.58%	7,002
HERNANDO	22,684	94.36%	1,357	5.64%	24,041
HIGHLANDS	12,128	93.70%	816	6.30%	12,944
HILLSBOROUGH	194,525	90.90%	19,473	9.10%	213,998
HOLMES	3,374	98.51%	51	1.49%	3,425
INDIAN RIVER	17,740	92.71%	1,395	7.29%	19,135
JACKSON	7,161	97.12%	212	2.88%	7,373
JEFFERSON	1,104	75.67%	355	24.33%	1,459
LAFAYETTE	1,157	89.48%	136	10.52%	1,293
LAKE	41,111	91.69%	3,728	8.31%	44,839
LEE	81,968	93.55%	5,649	6.45%	87,617
LEON	33,327	89.56%	3,883	10.44%	37,210
LEVY	5,732	97.60%	141	2.40%	5,873
LIBERTY	1,462	100.00%	0	0.00%	1,462
MADISON	2,720	99.45%	15	0.55%	2,735
MANATEE	44,248	92.38%	3,652	7.62%	47,900
MARION	41,956	90.62%	4,344	9.38%	46,300
MARTIN	18,170	87.99%	2,480	12.01%	20,650
MONROE	8,356	94.70%	468	5.30%	8,824
NASSAU	11,100	93.65%	753	6.35%	11,853
OKALOOSA	28,695	93.08%	2,134	6.92%	30,829
OKEECHOBEE	6,789	96.94%	214	3.06%	7,003
ORANGE	176,258	87.92%	24,219	12.08%	200,477
OSCEOLA	53,448	93.52%	3,706	6.48%	57,154
PALM BEACH	174,664	89.14%	21,269	10.86%	195,933
PASCO	66,995	96.32%	2,563	3.68%	69,558
PINELLAS	104,009	86.49%	16,251	13.51%	120,260
POLK	95,151	93.17%	6,974	6.83%	102,125
PUTNAM	11,245	94.65%	636	5.35%	11,881
ST. JOHNS	30,711	92.55%	2,471	7.45%	33,182
ST. LUCIE	39,260	90.60%	4,074	9.40%	43,334
SANTA ROSA	25,533	96.12%	1,030	3.88%	26,563
SARASOTA	40,899	91.07%	4,010	8.93%	44,909
SEMINOLE	64,229	87.84%	8,890	12.16%	73,119
SUMTER	7,626	98.39%	125	1.61%	7,751
SUWANNEE	6,172	93.86%	404	6.14%	6,576
TAYLOR	3,153	96.54%	113	3.46%	3,266
UNION	2,281	99.35%	15	0.65%	2,296
VOLUSIA	61,559	91.30%	5,869	8.70%	67,428
WAKULLA	5,151	97.21%	148	2.79%	5,299
WALTON	7,343	98.34%	124	1.66%	7,467
WASHINGTON	3,491	95.51%	164	4.49%	3,655
OTHER*	6,995	100.00%	0	0.00%	6,995
TOTAL:	2,643,826	89.63%	305,825	10.37%	2,949,651

* "OTHER" are students enrolled in lab, deaf/blind, virtual, and Department of Juvenile Justice schools.

Private School Instructional and Administrative Personnel 2010-2011

The reported personnel data are based on the online Private School Annual Survey on eight personnel types: pre-k teacher, kindergarten teacher, elementary school teacher (1-5), middle school teacher (6-8), high school teacher (9-12), librarian and media specialist, guidance personnel, and administrator. Support personnel such as secretaries, aides, paraprofessionals, and volunteers are not included. Statistics for personnel in the named areas reflect actual numbers of such individuals but do not indicate the full range of duties they may perform. Reporting instructions requested that full-time employees who have responsibilities in more than one area be reported in the category where they spend the majority of their time.

Private School Instructional and Administrative Personnel by Type



<u>PERSONNEL TYPE</u>	<u>NUMBER</u>	<u>PERCENTAGE</u>
Pre-K	4,347	12.7%
Kindergarten	2,144	6.3%
Elementary (1-5)	7,931	23.3%
Middle (6-8)	5,623	16.5%
High (9-12)	7,803	22.9%
Librarian	922	2.7%
Guidance	1,009	3.0%
Administrator	4,322	12.7%
Total:	34,101	100.0%

**PRIVATE SCHOOL INSTRUCTIONAL AND ADMINISTRATIVE PERSONNEL
2010-2011**

District	Pre-K	KG	Elementary	Middle	High	Librarian	Guidance	Admin	Total
ALACHUA	57	33	141	71	94	13	10	55	474
BAKER	0	1	1	1	2	0	0	1	6
BAY	16	7	31	20	15	4	1	18	112
BRADFORD	8	5	18	15	9	1	2	10	68
BREVARD	112	56	234	191	223	33	43	134	1,026
BROWARD	466	212	692	529	968	104	119	441	3,531
CHARLOTTE	20	10	34	26	21	6	4	16	137
CITRUS	16	9	26	18	13	3	3	13	101
CLAY	17	18	81	65	72	7	7	50	317
COLLIER	40	28	112	87	108	11	13	48	447
COLUMBIA	3	6	20	14	11	4	1	13	72
DADE	1,179	399	1,232	803	1,219	172	210	800	6,014
DESOTO	2	0	1	1	0	0	0	2	6
DIXIE	0	0	1	1	1	0	0	0	3
DUVAL	234	159	576	430	638	79	73	364	2,553
ESCAMBIA	55	32	119	69	93	19	13	53	453
FLAGLER	26	4	6	3	0	1	1	7	48
GADSDEN	5	4	17	14	15	2	3	9	69
GILCHRIST	0	2	4	4	9	1	1	3	24
GLADES	0	0	1	1	1	0	0	1	4
GULF	3	1	4	3	1	1	0	3	16
HAMILTON	1	1	5	4	6	0	0	3	20
HARDEE	0	0	0	0	0	0	0	1	1
HENDRY	4	2	6	4	2	1	0	4	23
HERNANDO	17	14	42	30	25	4	3	24	159
HIGHLANDS	23	7	25	15	13	4	2	14	103
HILLSBOROUGH	229	128	523	370	487	53	68	293	2,151
HOLMES	0	0	0	1	3	0	0	1	5
INDIAN RIVER	14	9	45	39	40	5	3	62	217
JACKSON	6	3	9	5	3	1	2	5	34
JEFFERSON	1	2	8	7	5	1	1	4	29
LAFAYETTE	3	1	4	2	2	0	0	1	13
LAKE	74	30	111	90	120	8	13	78	524
LEE	76	31	174	105	143	17	22	71	639
LEON	43	33	108	88	88	16	12	61	449
LEVY	0	1	2	3	1	1	1	6	15
MADISON	0	0	1	0	1	0	0	1	3
MANATEE	37	26	107	83	159	9	14	63	498
MARION	75	28	130	115	134	13	13	62	570
MARTIN	17	12	43	31	19	8	5	22	157
MONROE	11	3	15	7	6	3	1	8	54
NASSAU	18	7	21	13	7	2	1	7	76
OKALOOSA	34	23	64	38	18	7	8	21	213
OKEECHOBEE	8	2	6	2	1	1	0	2	22
ORANGE	298	161	767	535	720	74	96	335	2,986
OSCEOLA	67	26	97	56	48	11	12	49	366
PALM BEACH	251	124	584	418	621	67	79	285	2,429
PASCO	30	24	88	62	78	10	7	55	354
PINELLAS	178	169	618	483	797	43	51	236	2,575
POLK	66	43	198	157	155	21	23	97	760
PUTNAM	12	4	15	9	11	1	1	9	62
SANTA ROSA	29	6	21	9	12	3	2	14	96
SARASOTA	41	30	127	102	145	18	15	59	537
SEMINOLE	137	90	259	173	178	26	21	158	1,042
ST. JOHNS	101	20	57	20	39	5	6	30	278
ST. LUCIE	44	37	119	67	80	11	10	39	407
SUMTER	6	2	5	1	2	0	0	2	18
SUWANNEE	3	4	14	9	9	0	1	7	47
TAYLOR	1	1	6	2	0	0	0	2	12
UNION	0	0	1	1	1	0	0	2	5
VOLUSIA	123	47	140	96	107	17	11	79	620
WAKULLA	3	2	3	2	2	0	0	2	14
WALTON	3	3	7	1	1	0	0	4	19
WASHINGTON	4	2	5	2	1	0	1	3	18
TOTAL:	4,347	2,144	7,931	5,623	7,803	922	1,009	4,322	34,101