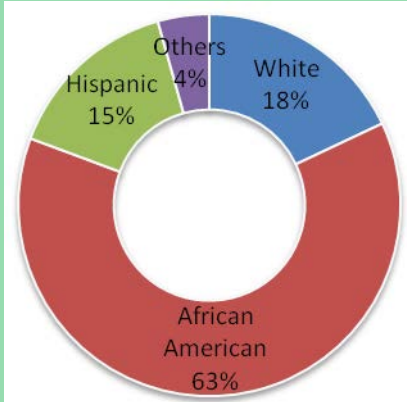


OSP Scholarship Program

Main Line: (850) 245-0502 | Toll-Free School Choice Hotline: 1(800) 447-1636 | <http://www.floridaschoolchoice.org>

OSP Race and Ethnicity



School Accountability Reports

Please visit the Florida Department of Education's Web site at <http://schoolgrades.fl DOE.org> for detailed information on School Grades, School Improvement Rating, and School Report Card.

OSP Eligible Schools

A list of OSP eligible schools is available at: <http://www.floridaschoolchoice.org/Information/OSP/>. Contact your local school district to participate.

FLDOE Contacts

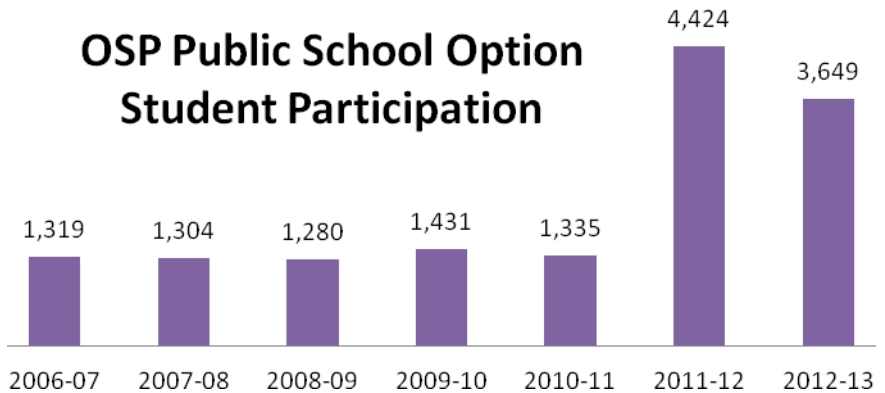
Visit the School choice Web site at <http://www.floridaschoolchoice.org/> for more information on the Opportunity Scholarship Program.

Toll Free: (800) 447-1636
 Fax: (850) 245-0875
 E-mail: schoolchoice@fldoe.org

Opportunity Scholarship Program Public School Option

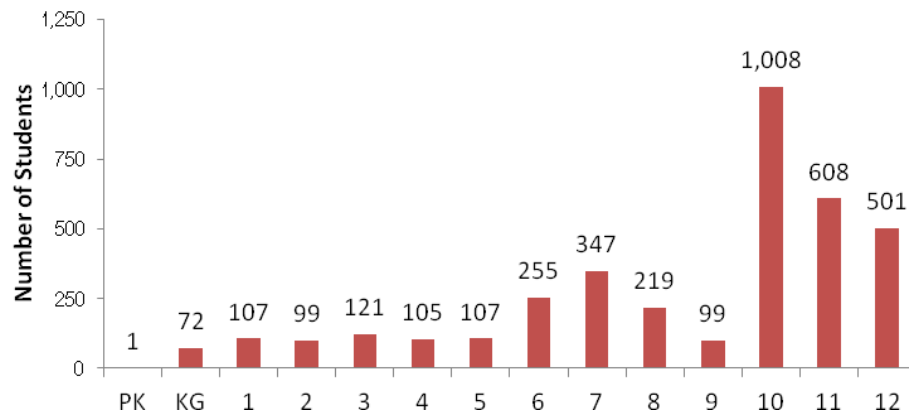
The Opportunity Scholarship Program (OSP) provides parents an opportunity to choose a higher-performing public school if their children attended a school the year in which it received a grade of "F" or received its third consecutive "D". Students who are assigned to attend such a school in the upcoming school year are also eligible to choose a higher-performing public school. The 2011 Legislature amended the OSP to expand parental options for public school choice to include any higher-performing public school in the state that has space available and to allow a student participating in OSP to continue attending in the higher-performing public school feeder pattern until the student graduates from high school.

OSP Public School Option Student Participation



A total of 3,649 students were enrolled in the public option of the OSP for the 2012-13 school year. Of those students, 61% were in grades 9-12. African-American students were among the largest population to participate at 63%, followed by White students at 18% and Hispanic students at 15%.

OSP Public School Students by Grade 2012-2013



Opportunity Scholarship Program Statistics

PROGRAM REQUIREMENTS	<p>Eligibility Criteria</p> <p>OSP allows parents to choose a higher-performing public school if their children attended a school the year in which it received a grade of "F" or received its third consecutive "D". Students who are assigned to attend such a school in the upcoming school year are also eligible to choose a higher-performing public school.</p> <p>How to Participate</p> <p>School districts must notify parents of their options following the release of school grades; Parents contact their districts to enroll their child.</p>			
STUDENT DEMOGRAPHICS	2012-2013		2011-2012	
	<p>Race/Ethnicity</p> <p>White, Non Hispanic: 18%</p> <p>Black, Non Hispanic: 63%</p> <p>Hispanic/Latino: 15%</p> <p>Other: 4%</p>		<p>Race/Ethnicity</p> <p>White, Non Hispanic: 18%</p> <p>Black, Non Hispanic: 60%</p> <p>Hispanic/Latino: 17%</p> <p>Other: 4%</p>	
	<p>Lunch Status</p> <p>Did Not Apply: 28%</p> <p>Applied but Not Eligible: 2%</p> <p>Free Lunch: 63%</p> <p>Reduced Price Lunch: 8%</p>		<p>Lunch Status</p> <p>Did Not Apply: 29%</p> <p>Applied but Not Eligible: 4%</p> <p>Free Lunch: 59%</p> <p>Reduced Price Lunch: 8%</p>	
	<p>Gender</p> <p>Male: 52%</p> <p>Female: 48%</p>		<p>Gender</p> <p>Male: 53%</p> <p>Female: 47%</p>	
OSP PARTICIPATION DISTRICTS, PUBLIC SCHOOLS, & STUDENTS	School Year	Number of Participating Districts	Number of Participating Public Schools	OSP Students Enrolled in Participating Public Schools
	2006 – 2007	5	11	1,315
	2007 – 2008	8	21	1,305
	2008 – 2009	11	23	1,280
	2009 – 2010	9	19	1,431
	2010 – 2011	14	24	1,335
	2011 – 2012	33	161	4,424
	2012 – 2013	28	99	3,649*
STATUTORY REFERENCE	s. 1002.38, Florida Statutes			

Data Source: 2012-13 Survey 2 final data; 2012 high school grades and 2013 elementary and middle school grades. Percentages are rounded.

*Total include students enrolled in participating public elementary and middle schools; 2012-13 students from OSP eligible high schools can enroll in 2013-14.