



Florida Department of Education



Office of Independent Education & Parental Choice

325 West Gaines Street • Suite 522 • Tallahassee, FL • 32399-0400 • 850/245-0502 • [www.floridaschoolchoice.org](http://www.floridaschoolchoice.org)

# **JOHN M. McKAY**

---

## **Scholarship Program**

### **JUNE QUARTERLY REPORT 2006**

*The John M. McKay Scholarships for Students with Disabilities Program allows parents of students with disabilities to choose the best academic environment for their children. Parents have the option of choosing another public school or applying for a scholarship for their child to attend an eligible private school. Over the past few years, thousands of parents have chosen the McKay Scholarship Program, making this the largest and fastest growing scholarship program in Florida.*

This report contains cumulative private school and student statistics through the September, November, February and April payment periods of the 2005-2006 school year.

Next issue will be available: September 2006

## McKay Student Payment by District

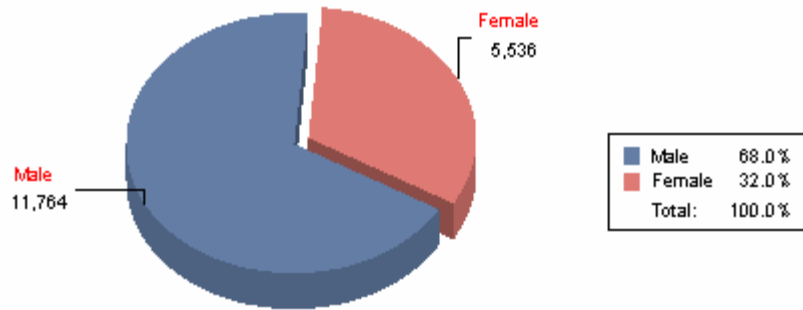
<u>DISTRICTID</u>	<u>DISTRICTNAME</u>	<u>STUDENTS</u>	<u>%</u>	<u>PAYMENT AMOUNT</u>	<u>%</u>
1	ALACHUA	110	0.64%	\$582,265.50	0.54%
2	BAKER	12	0.07%	\$47,121.00	0.04%
3	BAY	144	0.83%	\$762,249.35	0.71%
4	BRADFORD	27	0.16%	\$130,883.00	0.12%
5	BREVARD	581	3.36%	\$3,113,011.73	2.89%
6	BROWARD	1,656	9.57%	\$11,286,350.98	10.48%
7	CALHOUN				
8	CHARLOTTE	98	0.57%	\$473,141.25	0.44%
9	CITRUS	50	0.29%	\$194,647.52	0.18%
10	CLAY	226	1.31%	\$1,316,864.15	1.22%
11	COLLIER	151	0.87%	\$1,123,188.10	1.04%
12	COLUMBIA	94	0.54%	\$489,214.00	0.45%
13	DADE	3,517	20.33%	\$24,360,117.57	22.62%
14	DE SOTO				
15	DIXIE				
16	DUVAL	2,289	13.23%	\$14,452,054.93	13.42%
17	ESCAMBIA	231	1.34%	\$1,070,523.63	0.99%
18	FLAGLER	13	0.08%	\$87,403.00	0.08%
20	GADSDEN	77	0.45%	\$357,366.52	0.33%
21	GILCHRIST				
24	HAMILTON	12	0.07%	\$53,449.00	0.05%
25	HARDEE				
26	HENDRY				
27	HERNANDO	51	0.29%	\$248,603.75	0.23%
28	HIGHLANDS	36	0.21%	\$129,601.50	0.12%
29	HILLSBOROUGH	917	5.30%	\$5,711,895.64	5.30%
31	INDIAN RIVER	23	0.13%	\$94,926.17	0.09%
32	JACKSON	22	0.13%	\$113,259.50	0.11%
33	JEFFERSON				
35	LAKE	145	0.84%	\$727,428.75	0.68%
36	LEE	386	2.23%	\$2,626,324.60	2.44%
37	LEON	362	2.09%	\$2,331,930.74	2.17%
38	LEVY	51	0.29%	\$227,957.50	0.21%
39	LIBERTY				
40	MADISON	29	0.17%	\$135,286.75	0.13%
41	MANATEE	313	1.81%	\$2,148,439.25	2.00%
42	MARION	83	0.48%	\$555,176.75	0.52%
43	MARTIN	41	0.24%	\$212,440.00	0.20%
44	MONROE	36	0.21%	\$186,039.00	0.17%
45	NASSAU	34	0.20%	\$171,776.50	0.16%
46	OKALOOSA	196	1.13%	\$1,140,628.75	1.06%
47	OKEECHOBEE				
48	ORANGE	1,190	6.88%	\$7,297,019.62	6.78%
49	OSCEOLA	168	0.97%	\$748,389.00	0.69%
50	PALM BEACH	967	5.59%	\$5,552,793.02	5.16%
51	PASCO	277	1.60%	\$1,838,901.17	1.71%
52	PINELLAS	942	5.45%	\$5,682,127.17	5.28%
53	POLK	344	1.99%	\$1,818,266.00	1.69%
54	PUTNAM	34	0.20%	\$172,123.02	0.16%
55	ST. JOHNS	95	0.55%	\$565,042.75	0.52%
56	ST. LUCIE	141	0.82%	\$775,479.50	0.72%
57	SANTA ROSA	19	0.11%	\$93,517.00	0.09%
58	SARASOTA	294	1.70%	\$2,105,607.02	1.96%
59	SEMINOLE	353	2.04%	\$2,046,324.75	1.90%
60	SUMTER	18	0.10%	\$95,790.00	0.09%
61	SUWANNEE	63	0.36%	\$288,287.00	0.27%
62	TAYLOR	13	0.08%	\$61,118.00	0.06%
63	UNION	12	0.07%	\$40,003.50	0.04%
64	VOLUSIA	257	1.49%	\$1,384,620.27	1.29%
65	WAKULLA	31	0.18%	\$135,724.00	0.13%
66	WALTON	13	0.08%	\$61,243.00	0.06%
73	FSU LAB SCH				
75	UF LAB SCH				
<b>Grand Total:</b>	<b>63</b>	<b>17,300</b>	<b>100.00%</b>	<b>\$107,686,252.17</b>	<b>100.00%</b>

Note: Blanks indicate less than 11 students per district and are not displayed but calculated in total in order to protect student confidentiality.

## Private Schools by District Serving McKay Students

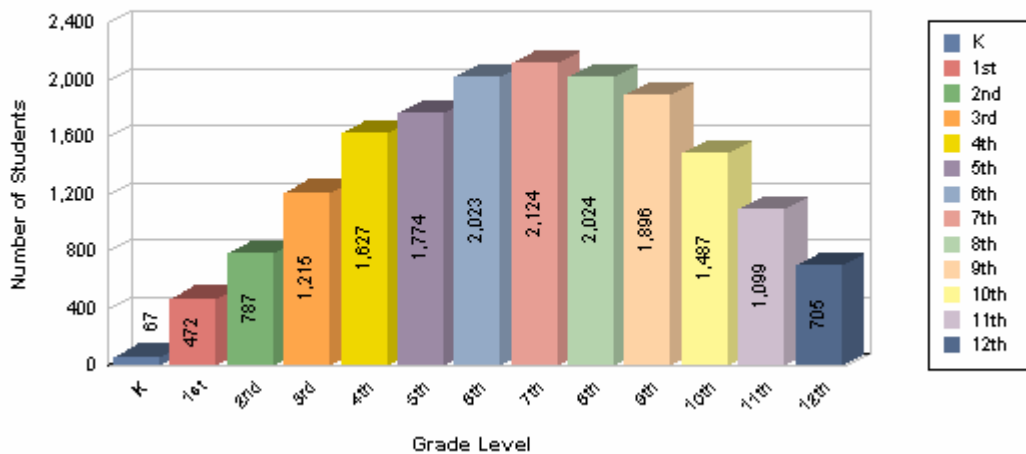
<u>DISTRICTID</u>	<u>DISTRICTNAME</u>	<u>SCHOOLS</u>
1	ALACHUA	9
2	BAKER	1
3	BAY	3
4	BRADFORD	4
5	BREVARD	28
6	BROWARD	64
8	CHARLOTTE	9
9	CITRUS	4
10	CLAY	7
11	COLLIER	10
12	COLUMBIA	3
13	DADE	106
14	DE SOTO	1
15	DIXIE	1
16	DUVAL	59
17	ESCAMBIA	12
20	GADSDEN	3
24	HAMILTON	1
27	HERNANDO	4
28	HIGHLANDS	7
29	HILLSBOROUGH	54
31	INDIAN RIVER	5
32	JACKSON	1
33	JEFFERSON	1
35	LAKE	10
36	LEE	19
37	LEON	21
38	LEVY	1
40	MADISON	1
41	MANATEE	12
42	MARION	11
43	MARTIN	4
44	MONROE	2
45	NASSAU	2
46	OKALOOSA	6
47	OKEECHOBEE	1
48	ORANGE	55
49	OSCEOLA	15
50	PALM BEACH	43
51	PASCO	12
52	PINELLAS	40
53	POLK	22
54	PUTNAM	3
55	ST. JOHNS	2
56	ST. LUCIE	7
58	SARASOTA	21
59	SEMINOLE	22
60	SUMTER	1
61	SUWANNEE	3
62	TAYLOR	2
63	UNION	1
64	VOLUSIA	13
65	WAKULLA	1
66	WALTON	1
<b>Grand Total:</b>	<b>54</b>	<b>751</b>

## McKay Student Enrollment by Gender



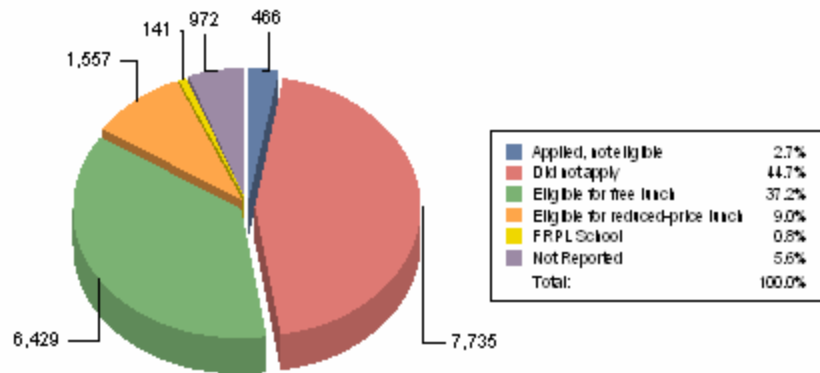
<u>GENDER</u>	<u>STUDENTS</u>	<u>PERCENTAGE</u>
Male	11,764	68.0%
Female	5,536	32.0%
<b>Grand Total:</b>	<b>17,300</b>	<b>100.0%</b>

## McKay Student Enrollment by Grade Level



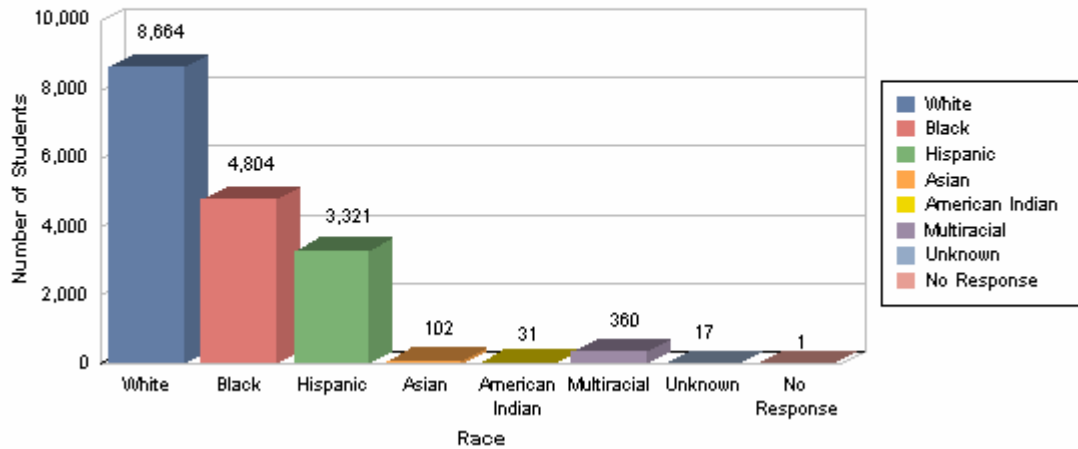
<u>GRADE LEVEL</u>	<u>STUDENTS</u>	<u>PERCENTAGE</u>
K	67	0.4%
1st	472	2.7%
2nd	787	4.5%
3rd	1,215	7.0%
4th	1,627	9.4%
5th	1,774	10.3%
6th	2,023	11.7%
7th	2,124	12.3%
8th	2,024	11.7%
9th	1,896	11.0%
10th	1,487	8.6%
11th	1,099	6.4%
12th	705	4.1%
<b>Grand Total:</b>	<b>17,300</b>	<b>100.0%</b>

## McKay Student Eligibility for Free and Reduced-Price Lunch (FRPL)



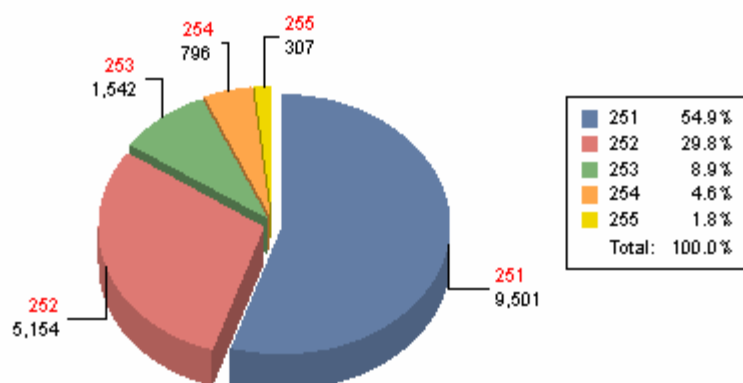
<u>LUNCH PROGRAMS</u>	<u>STUDENTS</u>	<u>PERCENTAGE</u>
Applied, not eligible	466	2.7%
Did not apply	7,735	44.7%
Eligible for free lunch	6,429	37.2%
Eligible for reduced-price lunch	1,557	9.0%
FRPL School	141	0.8%
Not Reported	972	5.6%
<b>Grand Total:</b>	<b>17,300</b>	<b>100.0%</b>

## McKay Student Racial/Ethnic Enrollment



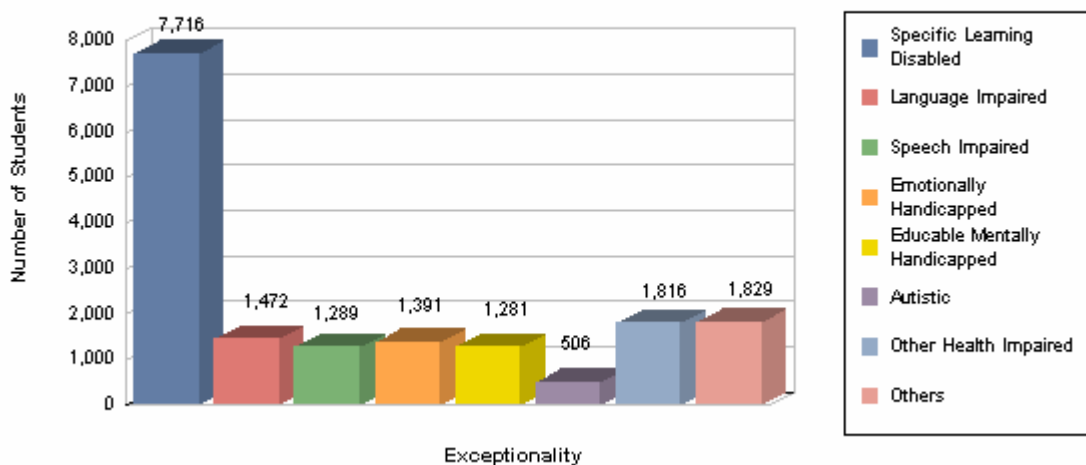
<u>RACE</u>	<u>STUDENTS</u>	<u>PERCENTAGE</u>
White	8,664	50.1%
Black	4,804	27.8%
Hispanic	3,321	19.2%
Asian	102	0.6%
American Indian	31	0.2%
Multiracial	360	2.1%
Unknown	17	0.1%
No Response	1	0.0%
<b>Grand Total:</b>	<b>17,300</b>	<b>100.0%</b>

## McKay Student Enrollment by Matrix of Services



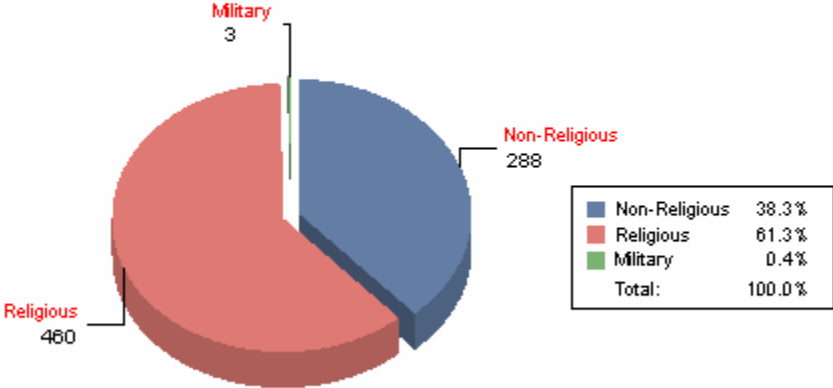
<u>MATRIX</u>	<u>STUDENTS</u>	<u>PERCENTAGE</u>
251	9,501	54.9%
252	5,154	29.8%
253	1,542	8.9%
254	796	4.6%
255	307	1.8%
<b>Grand Total:</b>	<b>17,300</b>	<b>100.0%</b>

## McKay Student Enrollment by Primary Exceptionality

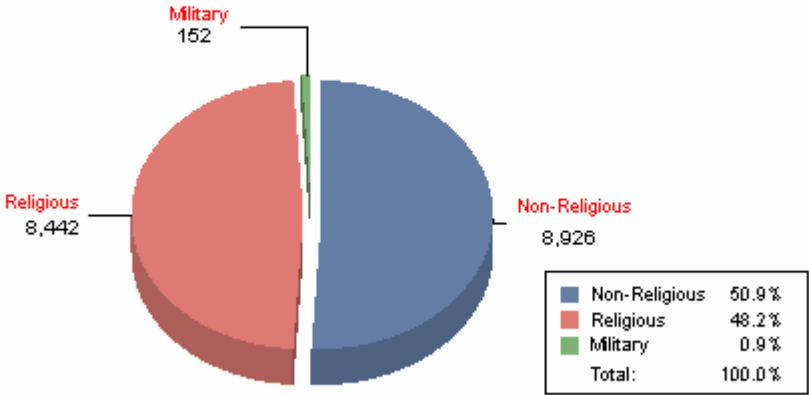


<u>PRIMARY EXCEPTIONALITY</u>	<u>STUDENTS</u>	<u>PERCENTAGE</u>
Specific Learning Disabled	7,716	44.6%
Language Impaired	1,472	8.5%
Speech Impaired	1,289	7.5%
Emotionally Handicapped	1,391	8.0%
Educable Mentally Handicapped	1,281	7.4%
Autistic	506	2.9%
Other Health Impaired	1,816	10.5%
Others	1,829	10.6%
<b>Grand Total:</b>	<b>17,300</b>	<b>100.0%</b>

### Private Schools by Type Participating in McKay Scholarship Program



### McKay Student Enrollment by Type of Private School



<u>SCHOOL TYPE</u>	<u>SCHOOLS</u>	<u>%</u>	<u>STUDENTS</u>	<u>%</u>
Non-Religious	288	38.3%	8,926	50.9%
Religious	460	61.3%	8,442	48.2%
Military	3	0.4%	152	0.9%
<b>Grand Total:</b>	<b>751</b>	<b>100.0%</b>	<b>17,520*</b>	<b>100.0%</b>

\* Indicates 220 students attended more than one school during the cumulative payment periods.